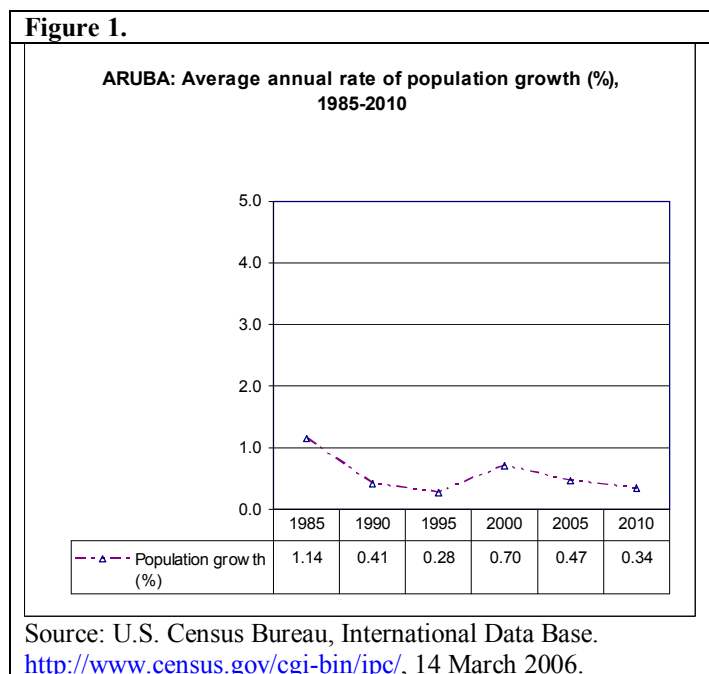


Gender, Ethnicity and Health Unit

**Population**

The total population of Aruba in 2005 is estimated at 72,000; 44.7% live in urban areas.<sup>1</sup> Women represent 51.4% of the total population.<sup>2</sup> It is estimated that 18,401 women were 15 to 49 years old in the year 2004, that is, around 50% of the total number of women.<sup>3</sup>

The average annual rate of population growth was slightly over 1% in 1985, but it decreased and is holding at less than half of that value (Figure 1).



**Socioeconomic context**

**Education**

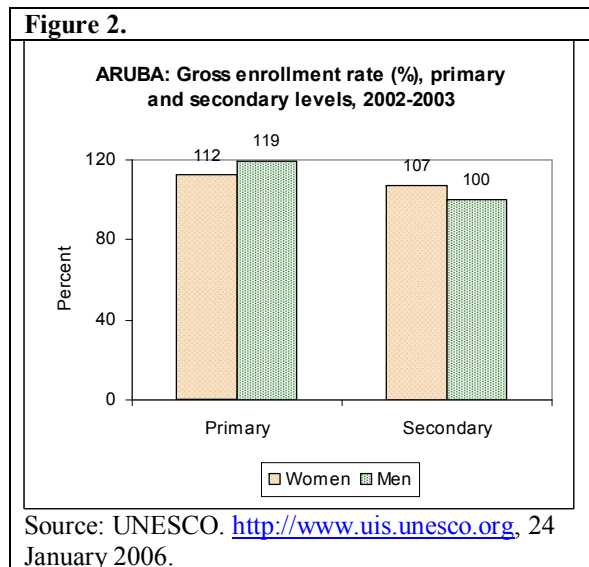
Among the population aged 15 years and over, literacy in 1998 was 96.6% for women and 97.4% for men.<sup>4</sup> Gross enrollment rates at the primary and secondary levels were at least 100% in 2002-2003, for men as well as women (Figure 2).

<sup>1</sup> PAHO/AIS. *Health Situation in the Americas. Basic Indicators 2005*. Washington, DC, 2005.

<sup>2</sup> Based on: PAHO/AIS. Technical Information System. Table Generator. <http://www.paho.org>, 26 January 2006.

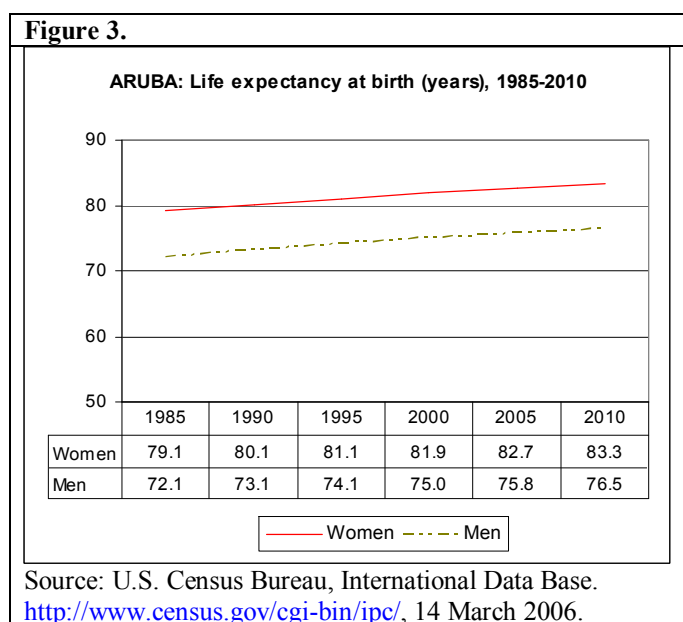
<sup>3</sup> U.S. Census Bureau. International Data Base. <http://www.census.gov/cgi-bin/ipc/>, 14 March 2006.

<sup>4</sup> PAHO/AIS. *Health Situation in the Americas. Basic Indicators 2005*. Washington, DC, 2005.



### Health Situation

In 2005, life expectancy at birth was 82.7 years for women and 75.8 years for men.<sup>5</sup> Additional gains in life expectancy are projected for both sexes, but the gap between men and women is expected to remain almost 7 more years for women (Figure 3).



### Mortality

There were 3 infant deaths and 1 maternal death in 2004.<sup>6</sup> No other mortality data from Aruba are available, by sex, age, or cause of death.

<sup>5</sup> PAHO/AIS. *Health Situation in the Americas. Basic Indicators 2005*. Washington, DC, 2005.

### ***Sexual and reproductive health***

In 2004 the total fertility rate in Aruba was 1.8 children per woman.<sup>7</sup>

There was 1 maternal death in 2004.<sup>8</sup>

A total of 52 cases of AIDS were reported in Aruba through the year 2002; however, the sex distribution of cases is not available.<sup>9</sup> In September 2005 there were 49 people under treatment with antiretroviral drugs<sup>10</sup>; the number of people 15 to 49 years old who need such treatment is unknown.<sup>11</sup>

### **Access to health services**

#### ***Prenatal care and care at childbirth***

In 2002, 96.0% of births were attended by trained personnel and all pregnant women received at least one consultation for prenatal care, provided by a trained health worker.<sup>12</sup>

### **Health personnel**

Although this topic is an essential element in the analysis of gender-based inequalities related to the participation of women and men in the health sector, the statistics that would allow such analyses are not currently available.

---

<sup>6</sup> Ibid.

<sup>7</sup> PAHO/GE. *Gender, Health and Development in the Americas. Basic Indicators 2005*. Washington, DC, 2005.

<sup>8</sup> PAHO/AIS. *Health Situation in the Americas. Basic Indicators 2005*. Washington, DC, 2005.

<sup>9</sup> PAHO/AI and National AIDS Program.

<sup>10</sup> Ibid.

<sup>11</sup> UNAIDS/WHO.

<sup>12</sup> PAHO/AIS. *Health Situation in the Americas. Basic Indicators 2005*. Washington, DC, 2005.