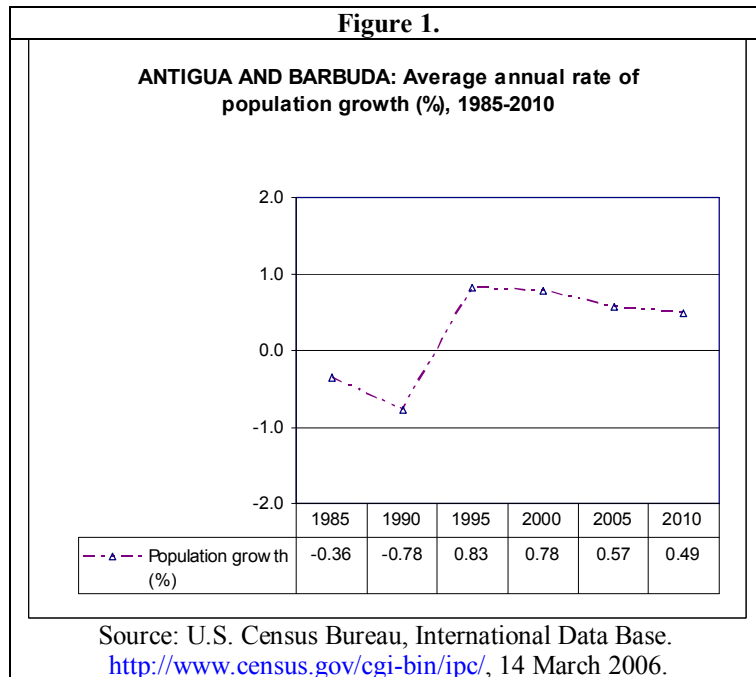


ANTIGUA AND BARBUDA

Population

The total population of Antigua and Barbuda is estimated at 69,000 in 2005, of which 38.4% live in urban areas.¹ Women represent 49.3% of the total population.² In the year 2004, 20,000 women were 15 to 49 years old, that is, around 58.4% of the total number of women.³

Demographic estimates indicate that the average annual rate of population growth is very small, fluctuating between -1% and +1% since 1985 (Figure 1).



Socioeconomic context

In 2003, the gross national income per capita (PPP value) was US\$9,730.⁴

¹ PAHO/AIS. *Health Situation in the Americas. Basic Indicators 2005*. Washington, DC, 2005.

² Based on data from: PAHO/AIS. Technical Information System. Table Generator. <http://www.paho.org>, 26 January 2006.

³ U.S. Census Bureau. International Data Base. <http://www.census.gov>, 19 March 2006.

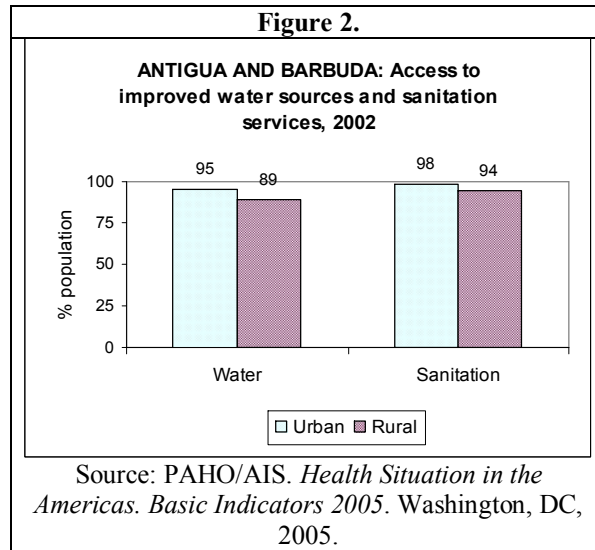
⁴ PAHO/AIS. *Health Situation in the Americas. Basic Indicators 2005*. Washington, DC, 2005.

Health expenditure

Public expenditure on health was 3.2% of gross domestic product in 2000, and private expenditure was 0.7% (excluding health insurance).⁵

Environmental health

At least 95% of the urban population has access to improved water sources and sanitation services, and access is nearly as good in rural areas (Figure 2).



Education

Literacy among the population aged 15 years and over was 88.5% in 1998; male literacy was 90.0% and female literacy, 88.0%.⁶

Political participation

Percent of women ⁷ :	
- in Parliament (2004)	14%
- in ministerial posts (2001)	0%

Resources that facilitate initiatives leading to gender equality

Commitment to gender equality		
The facultative protocol for the Convention on the Elimination of Discrimination Against Women (CEDAW) ⁸ :	Yes	No
- Was signed		X
- Accession ⁹	X	

⁵ Ibid.

⁶ Ibid.

⁷ PAHO/GE. *Gender, Health and Development in the Americas. Basic Indicators 2005*. Washington, DC, 2005.

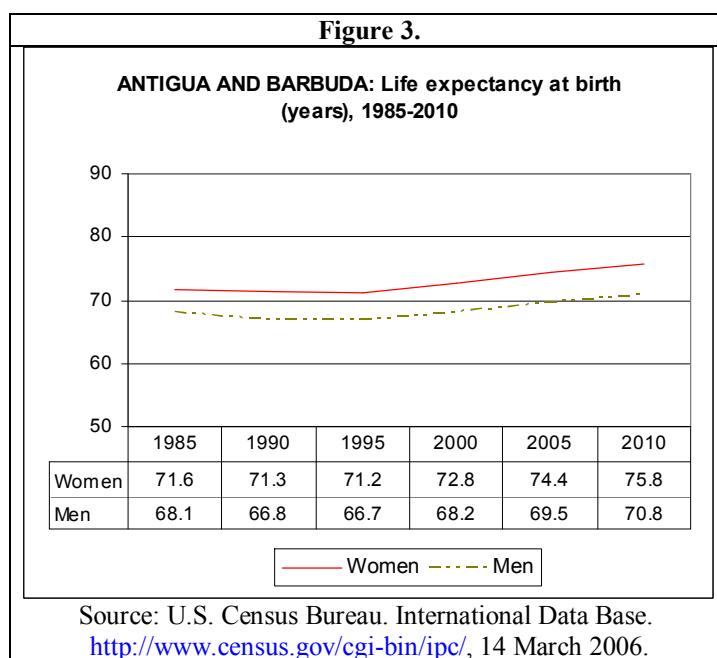
⁸ United Nations. Division for the Advancement of Women, Department of Economic and Social Affairs. <http://www.un.org/womenwatch/daw>, 27 March 2006.

⁹ The source states that there was “accession,” not “ratification.”

Abortion policy ¹⁰		
	Yes	No
Does the penal code prohibit abortion?	X	
Are there exceptions:		X
- To save the life of the mother		X
- To preserve the physical and mental health of the mother		X
- In cases of rape or incest		X
- Other exceptions		X

Health Situation

In 2005, life expectancy at birth was 74.4 years for women and 69.5 years for men.¹¹ After a period of limited gains in life expectancy, and even some losses, increases are again taking place (Figure 3).



Risk factors¹²

The prevalence of tobacco consumption in the population 13-15 years of age was 11% among women and 16% among men (2004). Data are not available on the prevalence of obesity.

¹⁰ United Nations. Population Policy Data Bank, Population Division, Department of Economic and Social Affairs. New York, N.Y. (27 March 2006)

¹¹ PAHO/AIS. *Health Situation in the Americas. Basic Indicators 2005*. Washington, DC, 2005.

¹² PAHO/GE. *Gender, Health and Development in the Americas. Basic Indicators 2005*. Washington, 2005.

Mortality

The most recent year for which mortality data from Antigua and Barbuda are available by sex, age and cause of death is 1992; since it is doubtful that this represents the current situation in the country, these data are not included here.

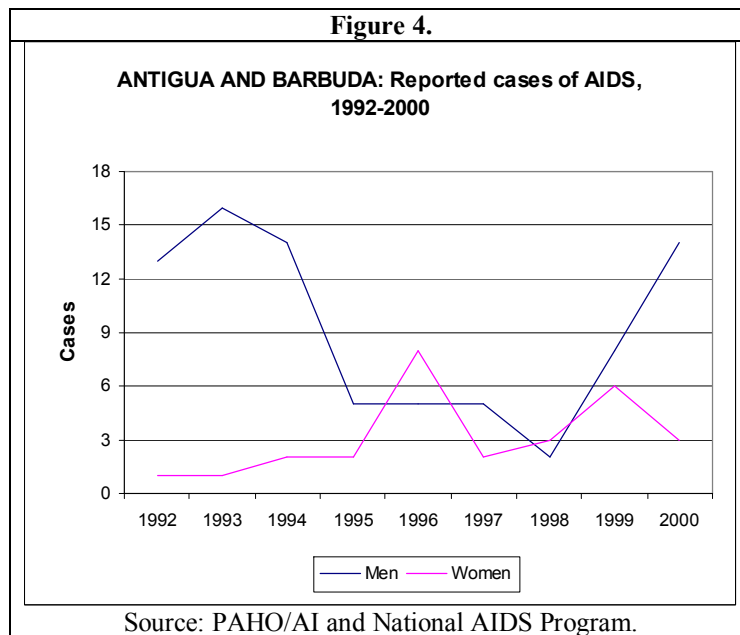
The infant mortality rate was 22.0 per 1,000 live births in 2004.¹³

Sexual and reproductive health

In 2004 the total fertility rate in Antigua and Barbuda was 2.3 children per woman.¹⁴

There were no maternal deaths in 2004.¹⁵

Reports of AIDS cases in Antigua and Barbuda, by sex, are available only for 1992 through 2000 (Figure 4). Only totals were reported for several other years, as follows: 1 case each year, during 1985-1987; 3 cases in 1990, 6 in 1991, 14 in 2001, and 4 in 2002.¹⁶ In September 2005 there were 40 people under treatment with antiretroviral drugs;¹⁷ the number of people 15 to 49 years old who needed such treatment in 2004 is unknown.¹⁸



¹³ PAHO/AIS. *Health Situation in the Americas. Basic Indicators 2005*. Washington, DC, 2005.

¹⁴ PAHO/GE. *Gender, Health and Development in the Americas. Basic Indicators 2005*. Washington, DC, 2005.

¹⁵ PAHO/AIS. *Health Situation in the Americas. Basic Indicators 2005*. Washington, DC, 2005.

¹⁶ PAHO AI and National AIDS Program.

¹⁷ Idem.

¹⁸ UNAIDS/WHO.

Access to health services

Prenatal care and care at childbirth

All births in 2002 were attended by trained personnel; in 2004, all pregnant women received at least one consultation for prenatal care, provided by a trained health worker.¹⁹

Health personnel

Although this topic is an essential element in the analysis of gender-based inequalities related to the participation of women and men in the health sector, the statistics that would allow such analyses are not currently available.

¹⁹ PAHO/AIS. *Health Situation in the Americas. Basic Indicators 2005*. Washington, DC, 2005.