

OVERHEAD TRANSPARENCIES

DEFINITIONS OF SEX/GENDER

"Sex" refers to the biological differences between men and women.

"Gender" refers to roles that men and women play and the relations that arise out of these roles. They are socially constructed, not physically determined.

SOCIAL/BIOLOGICAL

- Emphasizing the social, does not exclude the role of biology.
- Recognition of social factors is crucial to an analysis of this interrelationship in order to identify the differential disadvantages and/or advantages for men and women's health.

GENDER AND HEALTH

In HEALTH, advantage and disadvantage can be measured by:

1. Probability of maintaining health, or becoming ill or dying from preventable causes.
2. Equity of access to and control of resources, responsibilities and rewards in health work.

STEREOTYPE 1



Nuclear Family

STEREOTYPE 2



♂ **Provider**

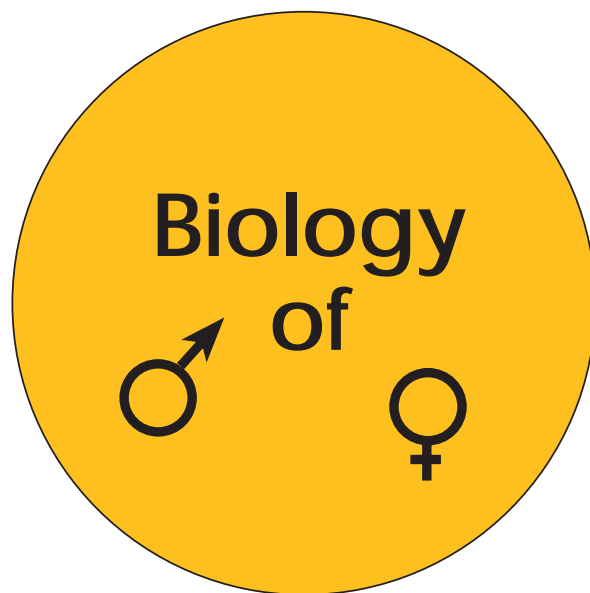
♀ **Housewife**

STEREOTYPE 3

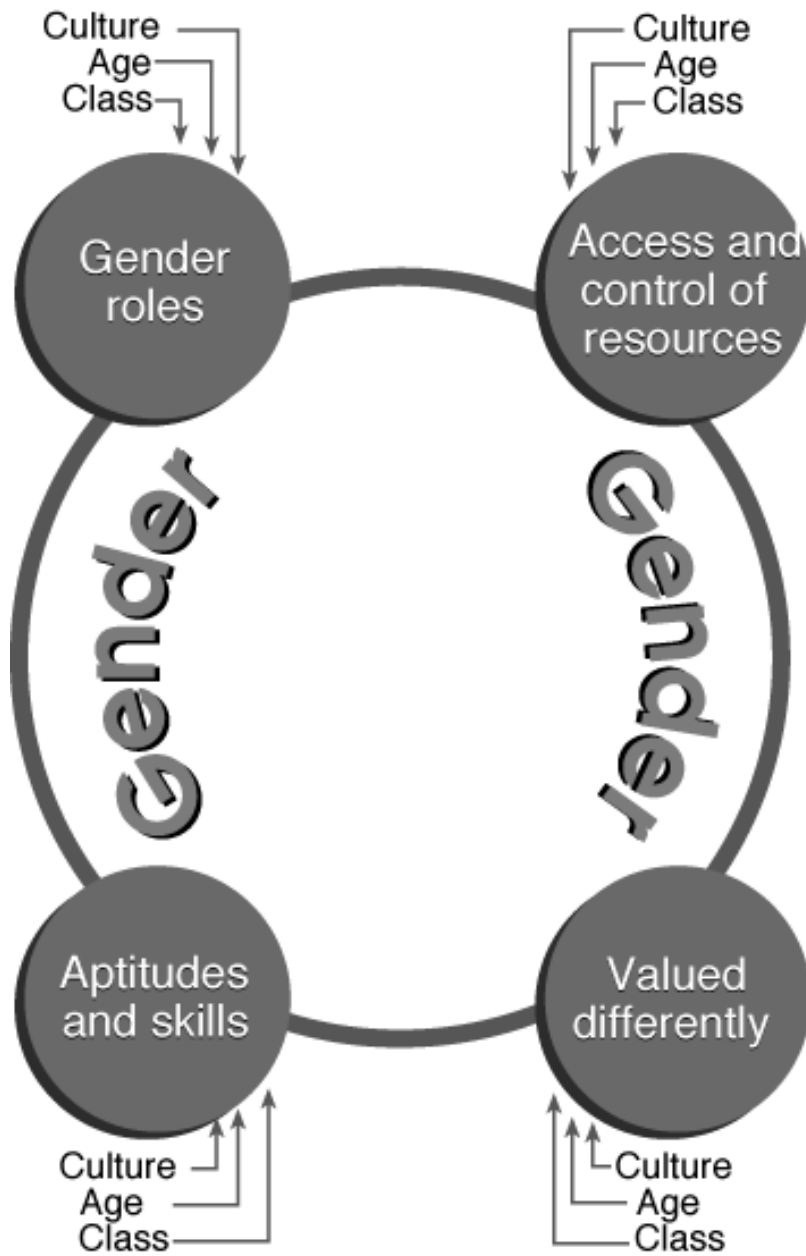


- **Equal Access to Resources**
- **Absence of Conflict**


CIRCLES: BIOLOGY OF MEN AND WOMEN



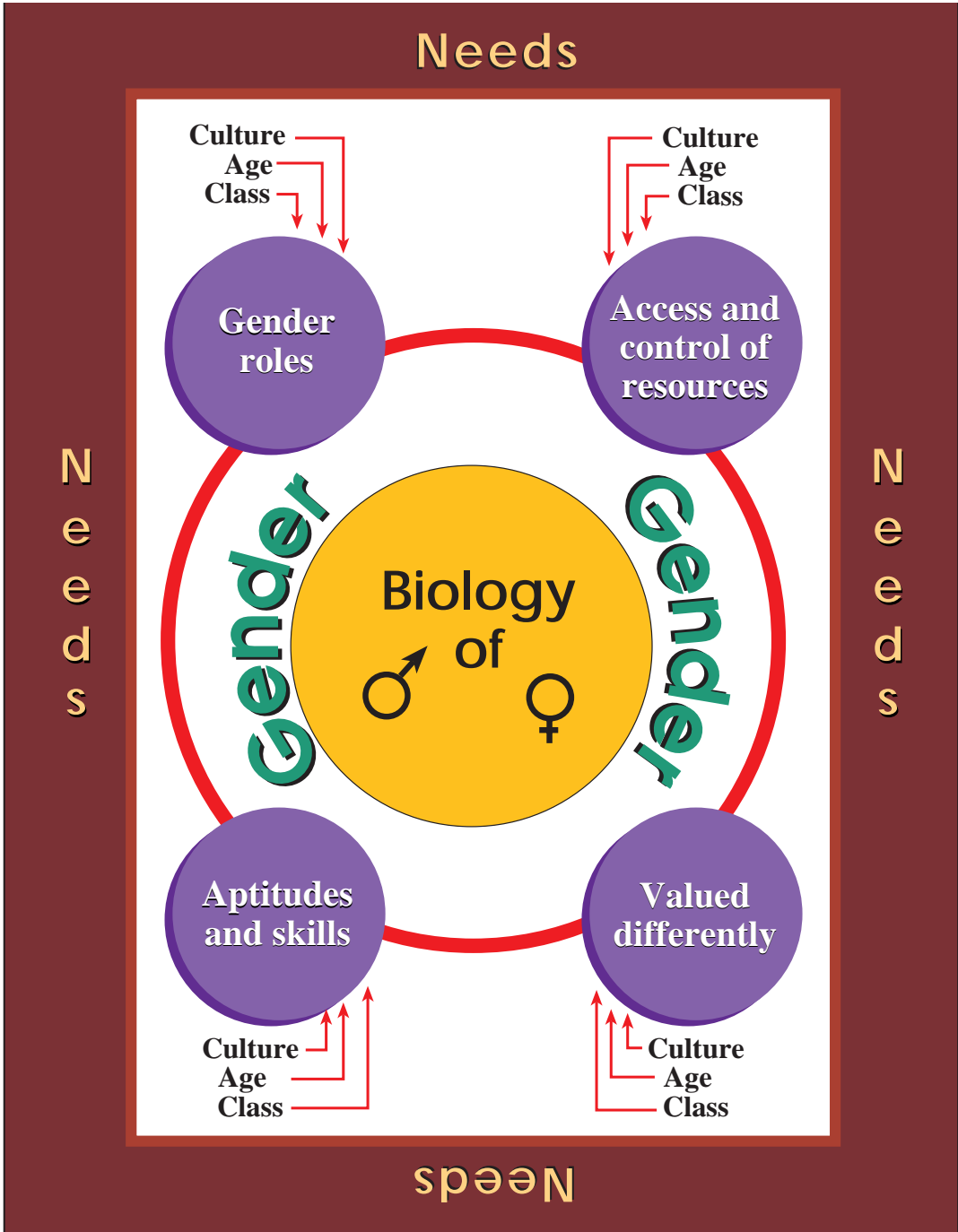
CIRCLES: GENDER CONSTRUCTIONS



CIRCLES: NEEDS



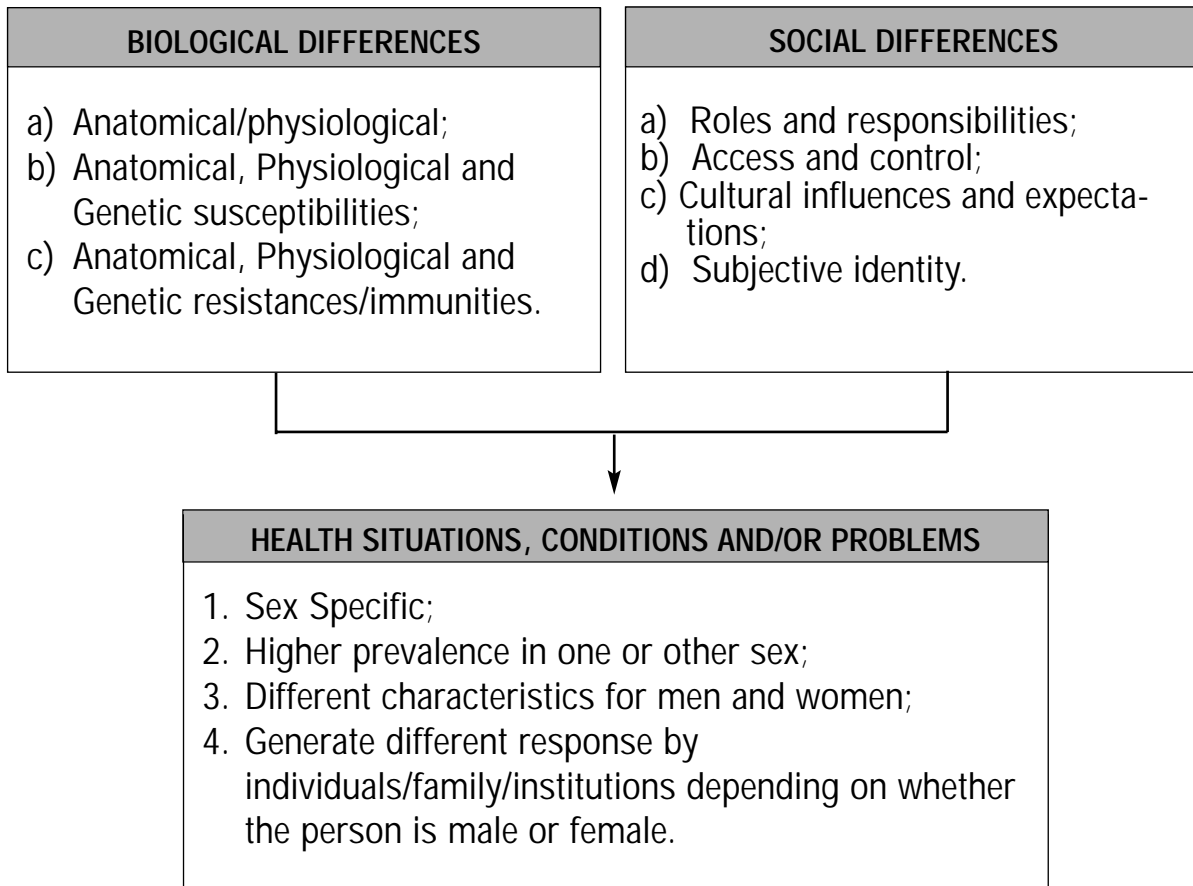
CIRCLES: NEEDS IN HEALTH



EQUITY AND NEED

To attain equity in health, it is important to recognize that different groups have different needs that must be identified so as to adequately address them.

ORIGIN OF MALE AND FEMALE DIFFERENCES IN HEALTH/ILLNESS



HIV/AIDS: BIOLOGICAL CHARACTERISTICS

Women are more vulnerable because:

- Semen Highly Infectious
- Vaginal Mucous Membrane More Vulnerable
- Semen Remains in Vaginal Tract
- Age Factor: ↑ under 18; ↑ after menopause
- STD - HIV/AIDS link: ↑ Incidence for Women

PGA / SGA

PRACTICAL GENDER APPROACH	STRATEGIC GENDER APPROACH
● Short term response.	● Long term strategy.
● Needs more easily identifiable.	● Needs less immediately identifiable.
● Biological requirements and specific health conditions.	● Targets inequities in power relationships.
● Provides health goods and services.	● Focuses on empowerment processes.
● Involves women/men as passive subjects.	● Involves people as active participants.
● Improves health conditions.	● Improves the position of women.
● Gender roles and relations remain constant.	● Improves balance of power relations.

DEVELOPMENT APPROACHES

Development Approach	Type	Characteristics	PGA/SGA
Welfare	WID/WHD	Modernization economic development model	PGA
Anti-Poverty	WID/WHD	Gender inequalities result of poverty, not gender subordination	PGA
Efficiency	WID/WHD	Women cushion impact of structural adjustment	PGA
Equality	GAD/GHD	Affirmative action to ensure women have active role in development	SGA
Empowerment	GAD/GHD	Access and control of the use of resources	SGA

STEPS FOR CONDUCTING A GENDER DIAGNOSIS

