

FIGURE 1. Population structure (estimated), by age and sex, Bahamas, 2000.

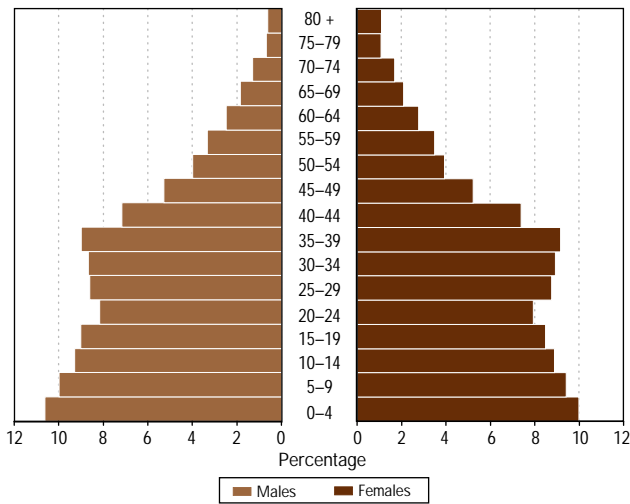


FIGURA 3. Vaccination coverage among the population under 1 year of age, by vaccine, and tetanus toxoid coverage for women of childbearing age, Bahamas, 2000.

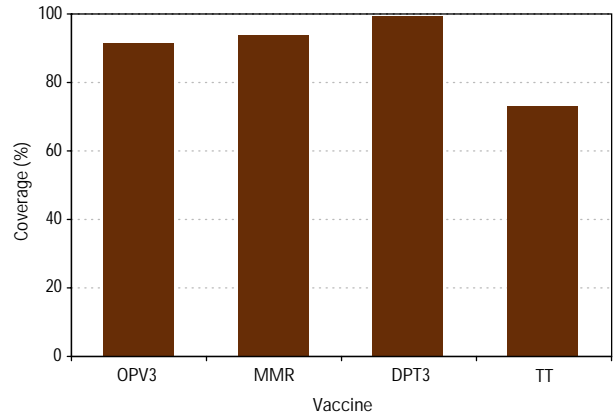


FIGURE 2. Estimated mortality, by broad groups of causes and sex, Bahamas, 1996–2000.

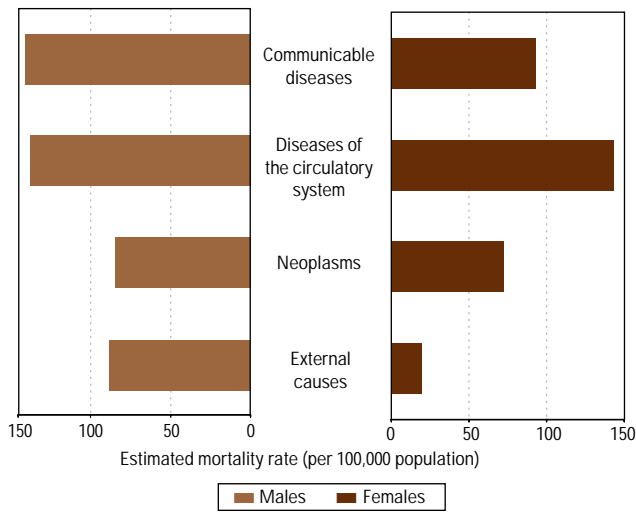


FIGURE 4. AIDS incidence, by sex, with male-female ratio, Bahamas, 1990–1999.

