

FIGURE 1. Population structure, by age and sex, Montserrat, 1999.

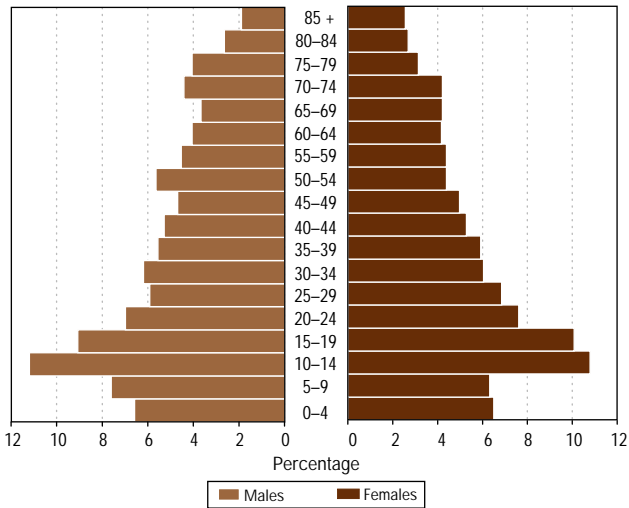


FIGURE 2. Estimated mortality, by broad groups of causes and sex, Montserrat, 1990–1995.

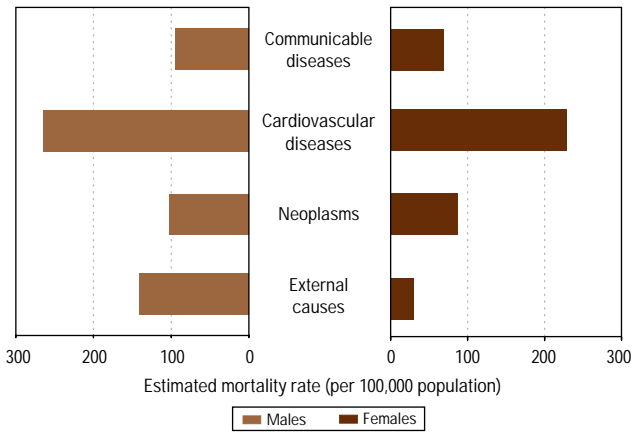


FIGURE 3. Vaccination coverage among the population under 1 year of age, by vaccine, and tetanus toxoid coverage for women of childbearing age, Montserrat, 2000.

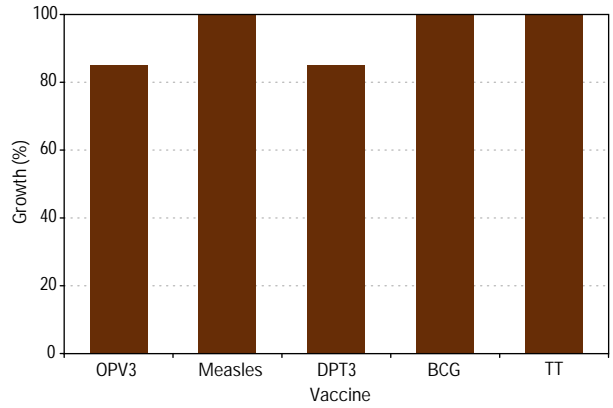


FIGURE 4. AIDS incidence, by sex, with male-female ratio, Montserrat, 1990–1999.

