

	Population (millions)			
	1995	2000	2025	2050
Total	0.066	0.068	0.075	0.079
Females	0.033	0.034	0.038	0.040
Males	0.033	0.034	0.037	0.039

Source: Food and Agriculture Organization of the United Nations

Real GDP per capita (PPP), US Dollars	
1970	—
1985	5530
1990	—
1995	—
1998	—

Source: Penn World Table

SMOKING PREVALENCE

Adult		Youth (10-18 Year Olds), 1998		Health Professionals	
Males	—	All youth, 10-12 yrs.	0.5	Males	—
Females	—	All youth, 13-18 yrs.	1.5	Females	—

Adult data: No data available.

Youth data: Monthly, weekly or daily cigarette smoking among youth in Antigua, Dominica, Grenada and Jamaica, combined (1998 is date of publication); Pigott, S. et al. (1998). *Caribbean Adolescent Health Survey: Antigua, Dominica, Grenada, Jamaica*. WHO Collaborating Center on Adolescent Health.

Health professional data: No data available.

SMOKING-RELATED DISEASE IMPACT

Mortality from Cancer, Respiratory and Circulatory Disease, 1995
Numbers of deaths/World age-standardized mortality rate per 100,000 population

Disease	Male		Female		Age Category	Disease	Male		Female		Age Category
	Number	Rate	Number	Rate			Number	Rate	Number	Rate	
Trachea, lung, and bronchus cancer	5		1		35+	Ischemic heart disease	14		13		35+
Lip, oral cavity, and pharynx cancer	1		0		35+	Stroke	32		31		35+
Respiratory disease	5		0		35+	Other diseases of the circulatory system	32		32		35+
						All causes	205		201		35+

Source: World Health Organization. (1998). *World Health Statistics Annual, 1996*. Geneva, Switzerland.

TOBACCO ECONOMY

Annual per capita Consumption, Three Year Moving Average

Level of cigarette consumption	1970	1980	1990	1995	1998
	No data available.				

Annual Cigarette Consumption

Year	Per capita Consumption (cigarette sticks)	Total Consumption (sticks in millions)
1970	—	15
1980	—	130
1990	—	100
1995	—	100
1998	—	100

Annual Tobacco Trade and Agriculture Statistics

	Unit of Measurement	1970	1980	1990	1995	1998
Cigarette imports	sticks in millions	15	130	100	100	100
Cigarette exports	sticks in millions	0	0	0	0	0
Tobacco leaf imports	metric tons	2	10	—	—	—
Tobacco leaf exports (% of total exports)	metric tons (%)	—	—	—	—	—
Cigarette production	sticks in millions	0	0	0	0	0
Tobacco leaf production	metric tons	—	—	—	—	—
Land devoted to tobacco growing (% of agricultural land)	hectares (%)	—	—	—	—	—
Employment in tobacco manufacturing	people	—	—	—	—	—

Cigarette Taxes and Duties

Excise tax	—
Sales tax	—
Import duty	—

Retail Price of 20 Cigarettes with Tax

Type	US \$	Local
Domestic brand	\$1.73	4.69
Foreign brand	\$2.11	5.69

Source: ACS/WHO Survey, 2000

Market Share by Cigarette Manufacturer

No data available.

Organizations Engaged in Tobacco Control

Dr. Janice ALEXANDER
Ministry of Health and Social Improvement
Cecil Charles Building, Cross Street
St. Johns
ANTIGUA, W.I.
Tel: (268) 462 5522, 462 2675
Fax: (268) 462 5003
medicaloh@candw.ag

National Tobacco Control Provisions

Key: **B** = Banned through legislation and/or regulations

V = Voluntary provision, not nationally legislated and/or regulated

R = Restricted through legislation and/or regulations

X = Provision included in legislation and/or regulations

Advertising and Sponsorship

Advertising ban
Advertising restriction
Sponsorship ban
Sponsorship restriction

Health Promotion and Education

V Health education curricula or programs
V Public information initiatives

Sales and Distribution Restrictions

Free products or samples
Tobacco sales restricted to certain locations
Sales of smokeless tobacco prohibited
Sales or distribution to minors prohibited
Vending machines
Other restrictions on tobacco sales

Tobacco Product Regulations

Health warning on tobacco packaging
Ingredient control: maximum nicotine yield
Ingredient control: toxic constituents / maximum tar yield
Ingredient disclosure on packaging

Smoke-Free Indoor Air Restrictions

Aircraft (domestic flights)
Aircraft (international flights)
Educational facilities
Government buildings
Health care facilities
Public transportation
Workplaces
Other public places

Other Provisions

National committee on tobacco control

Refer to Appendix B for more information about national tobacco control provisions.

PHARMACEUTICAL TREATMENTS FOR TOBACCO DEPENDENCE

Dosage Form

Regulatory Status

Advertising Status and Comments

Key: Rx = Prescription only medicines P = Pharmacy only OTC = Over the counter N/R = Not registered

	Population (millions)			
	1995	2000	2025	2050
All adults, ages 15+	24.720	26.767	36.648	43.773
Female adults	12.769	13.818	18.833	22.502
All youth, ages 0-14	10.048	10.265	10.512	10.749
Female youth	4.944	5.050	5.163	5.276

Source: United Nations Population Division, World Population Prospects 1950-2050 (1998 revision)

Real GDP per capita (PPP), US Dollars	
1970	5637
1980	6506
1990	4706
1995	5851
1998	6716

Source: Penn World Table

SMOKING PREVALENCE

Adult (16-64 Year Olds), 1999		Youth (12 Year Olds), 1997		Health Professionals, 1997	
Males	46.8	Males	6.9	Physicians	30.3
Females	34.0	Females	2.2	Nurses	36.3

Adult data: Current smoking among the urban population; Rojas, M. <rojasmar@paho.org> (2000, June 19). Re: Smoking prevalence in Latin America. [data transfer via email].

Youth data: Smoking in Buenos Aires measured by the Tobacco or Health Commission, Secretariat of Health; information from Diego Leon Perazzo of the Argentine Antitobacco Union.

Health professional data: Current smoking in 15 hospitals throughout Buenos Aires measured by the Tobacco or Health Commission, Secretariat of Health; information from Diego Leon Perazzo of the Argentine Antitobacco Union.

SMOKING-RELATED DISEASE IMPACT

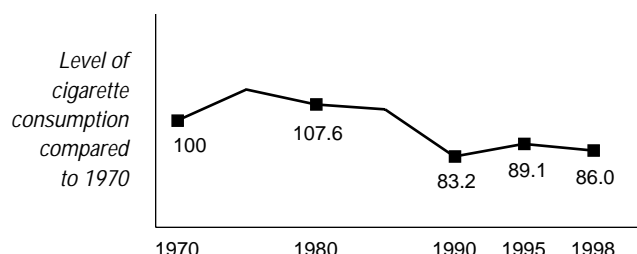
Mortality from Cancer, Respiratory and Circulatory Disease, 1993
Numbers of deaths/World age-standardized mortality rate per 100,000 population

Disease	Male		Female		Age Category	Disease	Male		Female		Age Category
	Number	Rate	Number	Rate			Number	Rate	Number	Rate	
Trachea, lung, and bronchus cancer	6434	98.7	1373	16.4	35+	Ischemic heart disease	13169	194.5	8266	78.3	35+
Lip, oral cavity, and pharynx cancer	585	9.2	157	1.7	35+	Stroke	15833	228.3	15702	150.1	35+
Respiratory disease	6198	89.1	3683	35.8	35+	Other diseases of the circulatory system	29389	422.2	28045	262.0	35+
						All causes	126062	1848.3	103677	1046.0	35+

Source: World Health Organization. (1998). *World Health Statistics Annual, 1996*. Geneva, Switzerland.

TOBACCO ECONOMY

Annual per capita Consumption, Three Year Moving Average, 1970 = 100



Annual Cigarette Consumption

Year	Per capita Consumption (cigarette sticks)	Total Consumption (sticks in millions)
1970	1788	30265
1980	1976	38564
1990	1462	32986
1995	1576	38961
1998	1527	39649

Annual Tobacco Trade and Agriculture Statistics

	Unit of Measurement	1970	1980	1990	1995	1998
Cigarette imports	sticks in millions	46	603	3	13	26
Cigarette exports	sticks in millions	—	11	657	2452	2077
Tobacco leaf imports	metric tons	341	1115	620	6203	4030
Tobacco leaf exports (% of total exports)	metric tons (%)	13980 (0.34%)	16842 (0.33%)	49383 (0.77%)	43440 (0.48%)	52824 (—)
Cigarette production	sticks in millions	30219	37972	33640	41400	41700
Tobacco leaf production	metric tons	66000	62044	67634	79011	116000
Land devoted to tobacco growing (% of agricultural land)	hectares (%)	69200 (0.27%)	55900 (0.21%)	47290 (0.17%)	49833 (0.18%)	77001 (—)
Employment in tobacco manufacturing	people	6841	6212	3340	—	—

Cigarette Taxes and Duties

Excise tax	60%-locally produced cigs; 130%-imports
Sales tax	21%
Import duty	23% (non-MERCOSUR only)
Other import duties	3.50%; MERCOSUR & ANDEAN duty free

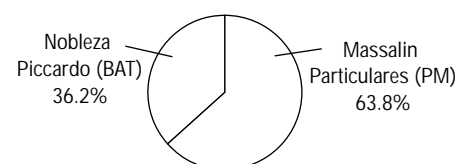
Source: ERC & USDA, 1999

Retail Price of 20 Cigarettes with Tax

Type	US \$	Local
Domestic brand	\$1.35	1.35
Foreign brand	\$1.60	1.60

Source: EIU, Autumn 1999

Market Share by Cigarette Manufacturer, 1999



Source: Maxwell Report

Organizations Engaged in Tobacco Control

<p>Mabel BIANCO, MD, MPH Ministry of Health Avenida 9 de Julio 1925 of 613 (1332) Buenos Aires ARGENTINA Tel: (54-11) 4379 9180 Fax: (54-11) 4379 9143 mbianco@msal.gov.ar</p>	<p>Isidoro HASPER Tobacco or Health Commission Buenos Aires University Araoz 128, 4 Piso Buenos Aires CP 1414 ARGENTINA Tel: (54-11) 854 0471 Fax: (54-11) 4542 7686 ihasper@intramed.net.ar</p>	<p>Diego Leon PERAZZO & Mirta MOLINARI Argentine Antitobacco Union (UATA) Defensa 599 P.B. C.P. 1065 Buenos Aires ARGENTINA Tel: (54-11) 4342 7929 Fax: (54-11) 4331 5838 mamra@ciudad.com.ar</p>
<p>Mrs. Laura CIPOLLA PROPIA-UNLP Calles 60 y 120, 3er. Piso 1900 La Plata ARGENTINA Tel: (54-22) 1424 0293 Fax: (54-22) 1453 5577 jtavella@atlas.med.unlp.edu.ar</p>	<p>Dr. Eduardo A. LAURA Asociacion Argentina De Educacion y Prevencion Del Cancer Roca 571 8000 Bahia Blanca ARGENTINA Tel: (54-29) 1459 3669 Fax: (54-29) 1455 3719 elaura@criba.edu.ar</p>	<p>Leandro D. ROZADA World Health Organization Collaborator L. de la Torre 156 2600-Venado Tuerto-Santa Fe ARGENTINA Fax: (54-34) 6243 4900</p>
<p>Zulma P. DE BOCCA & Leonardo DAINO Argentine League Against Cancer (LALCEC) Araoz 2380 1425 Buenos Aires ARGENTINA Tel: (54-11) 4832 2684 Fax: (54-11) 4832 7595</p>	<p>Carlos R. MAYER & Juan Carlos GARCIA The Seventh Day Adventist Church Uriarte 2429 1425 Buenos Aires ARGENTINA Tel: (54-11) 4774 3994 Fax: (54-11) 4775 4348</p>	<p>Betty E. Choc de ZANALDA, MD Health Secretary of Buenos Aires Carlos Pellegrini 313 -9th floor 1009 Buenos Aires ARGENTINA Tel: (54-11) 4323 9000 Int. 3904 Fax: (54-11) 4323 9029 chzanalda@buenosaires.gov.ar</p>

National Tobacco Control Provisions

Key: B = Banned through legislation and/or regulations

R = Restricted through legislation and/or regulations

V = Voluntary provision, not nationally legislated and/or regulated

X = Provision included in legislation and/or regulations

Advertising and Sponsorship

- X Advertising ban (magazines with young readership)
- X Advertising restriction (cinema, radio & television)
- Sponsorship ban
- Sponsorship restriction

Health Promotion and Education

- V Health education curricula or programs
- V Public information initiatives

Sales and Distribution Restrictions

- R Free products or samples (no sampling at universities)
- X Tobacco sales restricted to certain locations
- Sales of smokeless tobacco prohibited
- X Sales or distribution to minors prohibited (provincial laws)
- Vending machines
- Other restrictions on tobacco sales

Tobacco Product Regulations

- X Health warning on tobacco packaging
- Ingredient control: maximum nicotine yield
- Ingredient control: toxic constituents / maximum tar yield
- V Ingredient disclosure on packaging

Smoke-Free Indoor Air Restrictions

- V Aircraft (domestic flights, Aerolineas Argentinas)
- V Aircraft (international flights, Aerolineas Argentinas)
- B Educational facilities
- R Government buildings
- B Health care facilities
- B Public transportation (buses, school buses, taxis, subways)
- R Workplaces
- X Other public places

Other Provisions

- V National committee on tobacco control

Refer to Appendix B for more information about national tobacco control provisions.

PHARMACEUTICAL TREATMENTS FOR TOBACCO DEPENDENCE

<i>Dosage Form</i>	<i>Regulatory Status</i>	<i>Advertising Status and Comments</i>
Nicotine gum	Rx	Advertised only to medical professionals
Nicotine patch	Rx	Advertised only to medical professionals
Bupropion tablet	Rx	

Key: Rx = Prescription only medicines P = Pharmacy only OTC = Over the counter N/R = Not registered

	Population (millions)			
	1995	2000	2025	2050
All adults, ages 15+	0.192	0.213	0.323	0.390
Female adults	0.100	0.111	0.166	0.201
All youth, ages 0-14"	0.088	0.094	0.092	0.095
Female youth	0.043	0.045	0.045	0.046

Source: United Nations Population Division, World Population Prospects 1950-2050 (1998 revision)

Real GDP per capita (PPP), US Dollars	
1970	10368
1980	11305
1990	12535
1995	11214
1998	—

Source: Penn World Table

SMOKING PREVALENCE

Adult (16-59 Year Olds), 1989		Youth, 1987		Health Professionals	
Males	19	All youth	14.7	Males	—
Females	4			Females	—

Adult data: Regular smoking measured by the Ministry of Health; WHO. (1997). *Tobacco or health: a global status report*. Geneva.Youth data: Tobacco smoking among junior & senior high school students; Smart, R.G. et al. (1990). Comparison of alcohol, tobacco, and illicit drug use among students and delinquents in the Bahamas. *Bulletin of PAHO*, 24(1), 39-45.

Health professional data: No data available.

SMOKING-RELATED DISEASE IMPACT

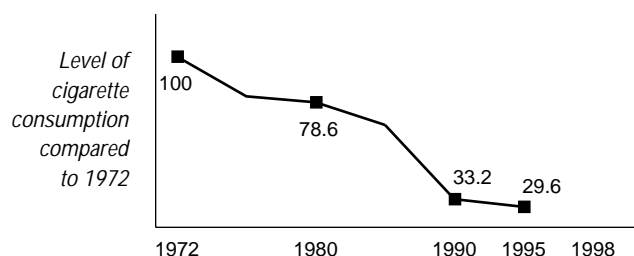
Mortality from Cancer, Respiratory and Circulatory Disease, 1995
Numbers of deaths/World age-standardized mortality rate per 100,000 population

Disease	Male		Female		Age Category	Disease	Male		Female		Age Category
	Number	Rate	Number	Rate			Number	Rate	Number	Rate	
Trachea, lung, and bronchus cancer	22	64.4	7	14.7	35+	Ischemic heart disease	73	212.2	54	118.9	35+
Lip, oral cavity, and pharynx cancer	5	12.4	1	2.4	35+	Stroke	65	185.5	89	179.4	35+
Respiratory disease	33	88.0	18	37.2	35+	Other diseases of the circulatory system	65	179.2	85	173.2	35+
						All causes	662	1779.9	596	1242.1	35+

Source: World Health Organization. (1998). *World Health Statistics Annual, 1996*. Geneva, Switzerland.

TOBACCO ECONOMY

Annual per capita Consumption, Three Year Moving Average, 1972 = 100



Annual Cigarette Consumption

Year	Per capita Consumption (cigarette sticks)	Total Consumption (sticks in millions)
1971	1616	160
1980	1550	200
1990	434	75
1995	438	84
1998	—	—

Annual Tobacco Trade and Agriculture Statistics

	Unit of Measurement	1970	1980	1990	1995	1998
Cigarette imports	sticks in millions	200	200	75	84	40
Cigarette exports	sticks in millions	0	0	0	0	1
Tobacco leaf imports	metric tons	83	49	71	46	53
Tobacco leaf exports (% of total exports)	metric tons (%)	—	—	—	—	—
Cigarette production	sticks in millions	0	0	0	0	0
Tobacco leaf production	metric tons	—	—	—	—	—
Land devoted to tobacco growing (% of agricultural land)	hectares (%)	—	—	—	—	—
Employment in tobacco manufacturing	people	—	—	—	—	—

Cigarette Taxes and Duties

Excise tax	—
Sales tax	—
Import duty	—

Retail Price of 20 Cigarettes with Tax

Type	US \$	Local
Domestic brand	—	—
Foreign brand	—	—

Market Share by Cigarette Manufacturer

No data available.

Organizations Engaged in Tobacco Control

<p>Bahamas Heart Association</p> <hr/> <p>Stephanie P. HUTCHESON Cancer Society of the Bahamas Centerville, P.O. Box SS 6539 Nassau BAHAMAS Tel: (242) 323 4482 asapcus3@bahamas.net.bs</p> <hr/> <p>PAHO/WHO Representative 3rd Floor, Curry House Building P.O. Box N 9111 Shirley Street, Royal Victoria Compound Nassau BAHAMAS Tel: (242) 326 7390, 326 7299 Fax: (242) 326 7012</p> <hr/>	<p>Yvonne RUSSELL Cancer Association of Grand Bahamas P.O. Box F 41635 Freeport F-41635 BAHAMAS Tel: (242) 373 4774 Fax: (242) 373 3300</p> <hr/> <p>The Seventh Day Adventist Church</p> <hr/> <p>Larrie WILLIAMS Department of Public Health Ministry of Public Health BAHAMAS Tel: (242) 326 0996 Fax: (242) 322 8835</p> <hr/>	
---	--	--

National Tobacco Control Provisions

Key: **B** = Banned through legislation and/or regulations

R = Restricted through legislation and/or regulations

V = Voluntary provision, not nationally legislated and/or regulated

X = Provision included in legislation and/or regulations

Advertising and Sponsorship

Advertising ban
Advertising restriction
Sponsorship ban
Sponsorship restriction

Health Promotion and Education

V Health education curricula or programs
V Public information initiatives

Sales and Distribution Restrictions

Free products or samples
Tobacco sales restricted to certain locations
Sales of smokeless tobacco prohibited
Sales or distribution to minors prohibited
Vending machines
Other restrictions on tobacco sales

Tobacco Product Regulations

X Health warning on tobacco packaging
Ingredient control: maximum nicotine yield
Ingredient control: toxic constituents / maximum tar yield
Ingredient disclosure on packaging

Smoke-Free Indoor Air Restrictions

B Aircraft (domestic inter-island flights, national airline)
Aircraft (international flights)
V Educational facilities
Government buildings
V Health care facilities
V Public transportation
Workplaces
Other public places

Other Provisions

National committee on tobacco control

Refer to Appendix B for more information about national tobacco control provisions.

PHARMACEUTICAL TREATMENTS FOR TOBACCO DEPENDENCE

<i>Dosage Form</i>	<i>Regulatory Status</i>	<i>Advertising Status and Comments</i>
<p>Key: Rx = Prescription only medicines P = Pharmacy only OTC = Over the counter N/R = Not registered</p>		

	Population (millions)			
	1995	2000	2025	2050
All adults, ages 15+	0.203	0.213	0.249	0.243
Female adults	0.106	0.112	0.127	0.126
All youth, ages 0-14	0.061	0.057	0.048	0.045
Female youth	0.031	0.028	0.024	0.021

Source: United Nations Population Division, World Population Prospects 1950-2050 (1998 revision)

Real GDP per capita (PPP), US Dollars	
1970	4638
1980	6379
1990	7252
1995	6933
1998	—

Source: Penn World Table

SMOKING PREVALENCE

Adult (15-60 Year Olds), 1993		Youth		Health Professionals	
All adults	9	Males	—	Males	—
		Females	—	Females	—

Adult data: Current smoking (includes regular and occasional smoking); 1993 Risk Factor Survey conducted by the Barbados Ministry of Health and the Pan American Health Organization.

Youth data: No data available.

Health professional data: No data available.

SMOKING-RELATED DISEASE IMPACT

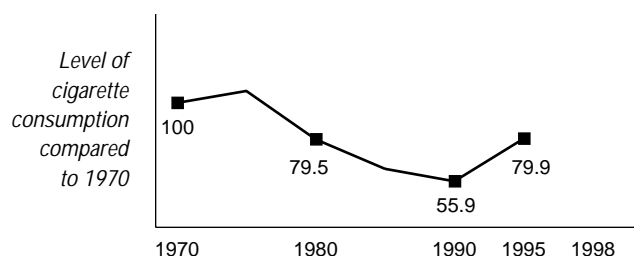
Mortality from Cancer, Respiratory and Circulatory Disease, 1995
Numbers of deaths/World age-standardized mortality rate per 100,000 population

Disease	Male		Female		Age Category	Disease	Male		Female		Age Category
	Number	Rate	Number	Rate			Number	Rate	Number	Rate	
Trachea, lung, and bronchus cancer	18	28.6	7	9.4	35+	Ischemic heart disease	95	154.4	115	103.2	35+
Lip, oral cavity, and pharynx cancer	6	14.3	1	0.5	35+	Stroke	196	272.4	239	173.1	35+
Respiratory disease	25	41.4	23	30.6	35+	Other diseases of the circulatory system	140	205.6	164	143.3	35+
						All causes	1129	1783.7	1169	1075.0	35+

Source: World Health Organization. (1998). *World Health Statistics Annual, 1996*. Geneva, Switzerland.

TOBACCO ECONOMY

Annual per capita Consumption, Three Year Moving Average, 1970 = 100



Annual Cigarette Consumption

Year	Per capita Consumption (cigarette sticks)	Total Consumption (sticks in millions)
1970	1047	157
1980	891	156
1990	774	151
1995	542	110
1998	—	—

Annual Tobacco Trade and Agriculture Statistics

	Unit of Measurement	1970	1980	1990	1995	1998
Cigarette imports	sticks in millions	51	28	60	82	115
Cigarette exports	sticks in millions	56	96	44	37	15
Tobacco leaf imports	metric tons	130	236	116	23	4
Tobacco leaf exports (% of total exports)	metric tons (%)	—	2 (0.01%)	—	22 (0.05%)	—
Cigarette production	sticks in millions	162	224	135	65	—
Tobacco leaf production	metric tons	—	—	—	—	—
Land devoted to tobacco growing (% of agricultural land)	hectares (%)	—	—	—	—	—
Employment in tobacco manufacturing	people	51	75	—	—	—

Cigarette Taxes and Duties

Excise tax	90 LCU/1000 cigs
Import duty	170%
Other import duties	20%

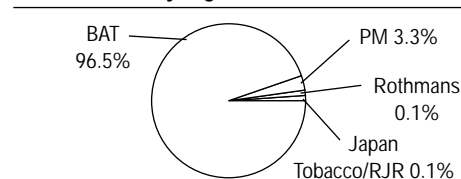
Source: USDA, 1999

Retail Price of 20 Cigarettes with Tax

Type	US \$	Local
Domestic brand	\$3.12	6.07
Foreign brand	\$4.44	8.63

Source: ACS/WHO Survey, 2000

Market Share by Cigarette Manufacturer, 1999



Source: Maxwell Report

Organizations Engaged in Tobacco Control

<p>Barbados Association of Medical Practitioners BMPA Complex Spring Garden St. Michael BARBADOS Tel: (246) 429 7569 Fax: (246) 435 2328 bamp@sunbeach.net</p>	<p>Dr. Trevor HASSELL Heart Foundation of Barbados P.O. Box 307 Bridgetown BARBADOS Tel & Fax: (246) 429 5455 thassell@caribsurf.com</p>	<p>PAHO / WHO Office of Caribbean Program Coordination P.O. Box 508 Bridgetown BARBADOS Tel: (246) 426 3860 Fax: (246) 436 9779 cpcadmin@cpc.paho.org</p>
<p>Samuel L. DEANE Health Planning Office Ministry of Health Jemmotts Lane St. Michael, BARBADOS Tel: (246) 426 5080 Fax: (246) 426 9074 Levere_deane@hotmail.com</p>	<p>Dr. Ronald C. KNIGHT Ministry of Health Environmental Health Department Jemmotts Lane St. Michael BARBADOS Tel: (246) 426 5080 Fax: (246) 626 5570</p>	<p>Denise Carter TAYLOR Health Education Office Ministry of Health Jemmotts Lane St. Michael BARBADOS Tel: (246) 426 5080 Fax: (246) 426 5570 minanv@sunbeach.net</p>
<p>Desmond Anthony GALE, MB, CHB Tobacco Control Programme The Barbados Cancer Society P.O. Box 1060, GPO Bridgetown, BARBADOS Tel: (246) 436 8888 Fax: (246) 429 3227 barbacan@caribsurf.com</p>		

National Tobacco Control Provisions

Key: **B** = Banned through legislation and/or regulations

R = Restricted through legislation and/or regulations

V = Voluntary provision, not nationally legislated and/or regulated

X = Provision included in legislation and/or regulations

Advertising and Sponsorship

- V** Advertising ban (cinemas & television)
- Advertising restriction
- Sponsorship ban
- Sponsorship restriction

Health Promotion and Education

- V** Health education curricula or programs
- V** Public information initiatives

Sales and Distribution Restrictions

- Free products or samples
- Tobacco sales restricted to certain locations
- Sales of smokeless tobacco prohibited
- X** Sales or distribution to minors prohibited
- Vending machines
- X** Other restrictions on tobacco sales

Tobacco Product Regulations

- V** Health warning on tobacco packaging
- Ingredient control: maximum nicotine yield
- Ingredient control: toxic constituents / maximum tar yield
- Ingredient disclosure on packaging

Smoke-Free Indoor Air Restrictions

- Aircraft (domestic flights)
- Aircraft (international flights)
- R** Educational facilities
- R** Government buildings
- B** Health care facilities (under the Ministry of Health)
- R** Public transportation
- V** Workplaces
- X** Other public places

Other Provisions

- National committee on tobacco control

Refer to Appendix B for more information about national tobacco control provisions.

PHARMACEUTICAL TREATMENTS FOR TOBACCO DEPENDENCE

Dosage Form *Regulatory Status* *Advertising Status and Comments*

Key: Rx = Prescription only medicines P = Pharmacy only OTC = Over the counter N/R = Not registered

	Population (millions)			
	1995	2000	2025	2050
All adults, ages 15+	0.124	0.145	0.278	0.382
Female adults	0.063	0.072	0.139	0.191
All youth, ages 0-14	0.089	0.096	0.092	0.095
Female youth	0.043	0.047	0.045	0.047

Source: United Nations Population Division, World Population Prospects 1950-2050 (1998 revision)

Real GDP per capita (PPP), US Dollars	
1970	2370
1980	3943
1990	3464
1995	4259
1998	4158

Source: Penn World Table

SMOKING PREVALENCE

Adult		Youth (10-18 Year Olds), 1992		Health Professionals	
Males	—	Males	24.3	Males	—
Females	—	Females	13.9	Females	—

Adult data: No data available.

Youth data: Tobacco use, 8.8% of 11-12 year olds and 20.8% of 13-14 year olds also use tobacco; Hoy, D. et al. (1992). *Pride Belize school drug prevalence survey, Belize, Central America 1992*. Belize.

Health professional data: No data available.

SMOKING-RELATED DISEASE IMPACT

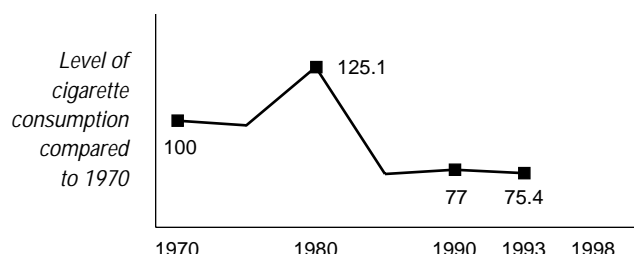
Mortality from Cancer, Respiratory and Circulatory Disease, 1995
Numbers of deaths/World age-standardized mortality rate per 100,000 population

Disease	Male		Female		Age Category	Disease	Male		Female		Age Category
	Number	Rate	Number	Rate			Number	Rate	Number	Rate	
Trachea, lung, and bronchus cancer	10	42.1	0	0.0	35+	Ischemic heart disease	42	165.8	34	134.0	35+
Lip, oral cavity, and pharynx cancer	1	5.3	2	7.9	35+	Stroke	35	144.0	27	113.9	35+
Respiratory disease	9	38.2	10	33.0	35+	Other diseases of the circulatory system	45	174.7	46	165.6	35+
						All causes	355	1403.9	273	1032.6	35+

Source: World Health Organization. (1998). *World Health Statistics Annual, 1996*. Geneva, Switzerland.

TOBACCO ECONOMY

Annual per capita Consumption, Three Year Moving Average, 1970 = 100



Annual Cigarette Consumption

Year	Per capita Consumption (cigarette sticks)	Total Consumption (sticks in millions)
1970	1453	93
1980	2249	175.4
1990	1173	122
1994	1092	131
1998	—	—

Annual Tobacco Trade and Agriculture Statistics

	Unit of Measurement	1970	1980	1990	1995	1998
Cigarette imports	sticks in millions	41	113	22	—	—
Cigarette exports	sticks in millions	28	1	1	—	—
Tobacco leaf imports	metric tons	99	44	88	104	84
Tobacco leaf exports (% of total exports)	metric tons (%)	—	—	—	—	—
Cigarette production	sticks in millions	80	63.4	101	95	—
Tobacco leaf production	metric tons	—	—	—	—	—
Land devoted to tobacco growing (% of agricultural land)	hectares (%)	—	—	—	—	—
Employment in tobacco manufacturing	people	—	—	—	—	—

Cigarette Taxes and Duties

Excise tax	58.33 LCU/poud
Sales tax	15%
Import duty	—


Source: TMA—International Tobacco Guide

Retail Price of 20 Cigarettes with Tax

Type	US \$	Local
Domestic brand	\$0.62	1.23
Foreign brand	\$1.39	2.78

Source: ACS/WHO Survey 2000

Market Share by Cigarette Manufacturer, 1998



Source: TMA—International Tobacco Guide

Organizations Engaged in Tobacco Control

<p>Ms. Kimani AVILA National Drug Abuse Control Council 54 Freetown Road Belize City BELIZE Tel: (501-2) 31125, 31143 Fax: (501-2) 31121</p>	<p>Victor ROSADO Karl Heusner Memorial Hospital Princess Margaret Drive Belize City BELIZE, C.A. Tel: (501-2) 31671 Fax: (501-2) 33801 victorrosado@hotmail.com</p>
<p>Ms. Joan BURKE Health Education & Community Participation Bureau Ministry of Health P.O. Box 493 Belize City BELIZE, C.A. Tel & Fax: (501-2) 30778</p>	<p>Ms. Lorraine THOMPSON Focal Point for Tobacco Control Pan American Sanitary Bureau (PAHO) 4 Eyre Street, P.O. Box 1834 Belize City BELIZE Tel: (501-2) 44885 Fax: (501-2) 30917</p>

National Tobacco Control Provisions

Key: **B** = Banned through legislation and/or regulations

R = Restricted through legislation and/or regulations

V = Voluntary provision, not nationally legislated and/or regulated

X = Provision included in legislation and/or regulations

Advertising and Sponsorship

- X** Advertising ban (radio)
- Advertising restriction
- Sponsorship ban
- Sponsorship restriction

Health Promotion and Education

- V** Health education curricula or programs
- V** Public information initiatives

Sales and Distribution Restrictions

- Free products or samples
- Tobacco sales restricted to certain locations
- Sales of smokeless tobacco prohibited
- Sales or distribution to minors prohibited
- Vending machines
- X** Other restrictions on tobacco sales

Tobacco Product Regulations

- X** Health warning on tobacco packaging (local manufacturer)
- Ingredient control: maximum nicotine yield
- Ingredient control: toxic constituents / maximum tar yield
- X** Ingredient disclosure on packaging

Smoke-Free Indoor Air Restrictions

- Aircraft (domestic flights)
- Aircraft (international flights)
- B** Educational facilities (classrooms)
- V** Government buildings
- V** Health care facilities
- R** Public transportation (permitted in front area of buses)
- V** Workplaces (some private worksites)
- Other public places

Other Provisions

- National committee on tobacco control

Refer to Appendix B for more information about national tobacco control provisions.

PHARMACEUTICAL TREATMENTS FOR TOBACCO DEPENDENCE

<i>Dosage Form</i>	<i>Regulatory Status</i>	<i>Advertising Status and Comments</i>
--------------------	--------------------------	--

Key: Rx = Prescription only medicines P = Pharmacy only OTC = Over the counter N/R = Not registered

	Population (millions)			
	1995	2000	2025	2050
All adults, ages 15+	4.407	5.029	9.301	13.265
Female adults	2.255	2.566	4.679	6.659
All youth, ages 0-14	3.007	3.300	3.830	3.702
Female youth	1.479	1.619	1.875	1.808

Source: United Nations Population Division, World Population Prospects 1950-2050 (1998 revision)

Real GDP per capita (PPP), US Dollars	
1970	1661
1980	1989
1990	1658
1995	1831
1998	1940

Source: Penn World Table

SMOKING PREVALENCE

Adult (12-50 Year Olds), 1998		Youth (12-17 Year Olds), 1992		Health Professionals, 1987	
Males	42.7	All youth, last year	15	Doctors	35
Females	18.1	All youth, last month	8.6		

Adult data: Current smoking among the urban population; Rojas, M. <rojasmar@paho.org> (2000, June 19). Re: Smoking prevalence in Latin America. [data transfer via email].

Youth data: Any tobacco use in the year or month before the survey; Alcaraz del Castillo, F. et al. (1992). *La prevalencia del uso indebido de drogas en Bolivia (poblacion urbana)*. Bolivia: Ministerio de Prevision Social y Salud Publica; according to PAHO, a 1998 study of 12-18 year olds found 13.6% of the youth were current smokers.Health professional data: Daily smoking; WHO. (1997). *Tobacco or health: a global status report*. Geneva.

SMOKING-RELATED DISEASE IMPACT

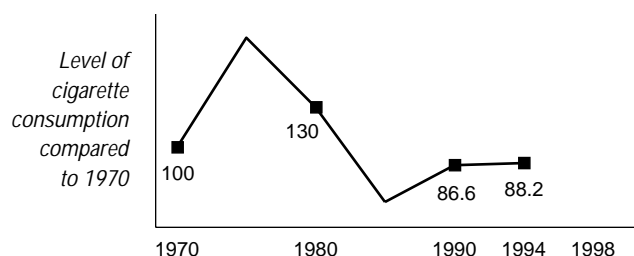
Mortality from Cancer, Respiratory and Circulatory Disease, 1990
Numbers of deaths/World age-standardized mortality rate per 100,000 population

Disease	Male		Female		Age Category	Disease	Male		Female		Age Category
	Number	Rate	Number	Rate			Number	Rate	Number	Rate	
Trachea, lung, and bronchus cancer	83	18.2	46	8.8	45+	Ischemic heart disease	—	—	—	—	
Lip, oral cavity, and pharynx cancer	32	7.0	32	6.0	45+	Stroke	—	—	—	—	
Respiratory disease	—	—	—	—		Other diseases of the circulatory system	—	—	—	—	
						All causes	—	—	—	—	

Source: Ferlay, J., Parkin, D.M., & Pisani, P. (1998). GLOBOCAN 1: Cancer Incidence and Mortality Worldwide. [CD-ROM]. International Agency for Research on Cancer.

TOBACCO ECONOMY

Annual per capita Consumption, Three Year Moving Average, 1970 = 100



Annual Cigarette Consumption

Year	Per capita Consumption (cigarette sticks)	Total Consumption (sticks in millions)
1970	306	735
1980	412	1268
1990	261	1007
1995	274	1206
1998	—	—

Annual Tobacco Trade and Agriculture Statistics

	Unit of Measurement	1970	1980	1990	1995	1998
Cigarette imports	sticks in millions	5	3	37	33	3
Cigarette exports	sticks in millions	—	—	—	527	478
Tobacco leaf imports	metric tons	565	204	392	1506	821
Tobacco leaf exports (% of total exports)	metric tons (%)	—	—	—	—	—
Cigarette production	sticks in millions	730	1265	970	1700	—
Tobacco leaf production	metric tons	1400	1825	935	890	940
Land devoted to tobacco growing (% of agricultural land)	hectares (%)	1280 (0.08%)	1855 (0.09%)	1060 (0.05%)	1005 (0.05%)	1040 (—)
Employment in tobacco manufacturing	people	198	189	158	205	—

Cigarette Taxes and Duties

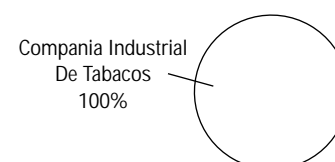
Sales tax	10%
Import duty	17%
Other import duties	50%

Source: USDA, 1999

Retail Price of 20 Cigarettes with Tax

Type	US \$	Local
Domestic brand	—	—
Foreign brand	—	—

Market Share by Cigarette Manufacturer, 1993



Source: Maxwell Report

Organizations Engaged in Tobacco Control

<p>Lic. Jose G. AVALOS Office of Mental Health Ministry of Health of Bolivia La Paz BOLIVIA Tel: (591-2) 375 468</p>	<p>Willy Martinze MOLLINEDO Fundacion Boliviana Contra el Cancer Av. Camacho No. 1223 esq. Avacucho Ed. Krsul 2do Piso La Paz BOLIVIA Tel & Fax: (591-2) 371 191</p>
<p>Dr. Fernando Zenzano FERRUFINO Comision Nacional de Lucha Antitabaquica de Bolivia Calle Agustin Lopez No. 0924 Casilla #354 Cochabamba BOLIVIA Tel: (591-4) 221 471 Fax: (591-4) 250 627 zensano@comteco.entelnet.bo</p>	<p>Dr. Norma MURILLO Q. Latin American Women Association on Smoking Control Calle Coroico no 1429 Casilla Postal no 8216 La Paz BOLIVIA murillo@mpoint.com</p>
<p>Dr. Vicente GUTIERREZ Fundacion Procardias Av. Busch N 140 Santa Cruz de la Sierra BOLIVIA Tel: (591-3) 369 596 Fax: (591-3) 363 474 confemel@mail.zuper.net</p>	<p>Jaime L. RIOS-DALENZ, MD Comision Nacional de Lucha Antitabaquica de Bolivia Calle del Aviadro 100, Achumani P.O. Box 490 La Paz BOLIVIA Tel: (591-2) 795 815 Fax: (591-2) 311 814 jriosdal@redmed.bo</p>

National Tobacco Control Provisions

Key: **B** = Banned through legislation and/or regulations

R = Restricted through legislation and/or regulations

V = Voluntary provision, not nationally legislated and/or regulated

X = Provision included in legislation and/or regulations

Advertising and Sponsorship

- Advertising ban
- X** Advertising restriction (print, radio & television)
- X** Sponsorship ban (cultural & sporting events)
- Sponsorship restriction

Health Promotion and Education

- X** Health education curricula or programs
- X** Public information initiatives

Sales and Distribution Restrictions

- Free products or samples
- X** Tobacco sales restricted to certain locations
- Sales of smokeless tobacco prohibited
- X** Sales or distribution to minors prohibited
- Vending machines
- Other restrictions on tobacco sales

Tobacco Product Regulations

- X** Health warning on tobacco packaging
- Ingredient control: maximum nicotine yield
- Ingredient control: toxic constituents / maximum tar yield
- Ingredient disclosure on packaging

Smoke-Free Indoor Air Restrictions

- V** Aircraft (domestic flights, Lloyd Aereo Boliviano Airlines)
- Aircraft (international flights)
- B** Educational facilities (private & public)
- B** Government buildings (offices of the Ministry of Health)
- B** Health care facilities
- B** Public transportation (buses & taxis)
- Workplaces
- X** Other public places

Other Provisions

- X** National committee on tobacco control

Refer to Appendix B for more information about national tobacco control provisions.

PHARMACEUTICAL TREATMENTS FOR TOBACCO DEPENDENCE

Dosage Form *Regulatory Status* *Advertising Status and Comments*

Key: Rx = Prescription only medicines P = Pharmacy only OTC = Over the counter N/R = Not registered

	Population (millions)			
	1995	2000	2025	2050
All adults, ages 15+	108.628	121.038	169.169	195.244
Female adults	55.501	61.988	87.551	101.624
All youth, ages 0-14	50.718	49.077	48.761	48.986
Female youth	24.940	24.125	23.892	23.953

Source: United Nations Population Division, World Population Prospects 1950-2050 (1998 revision)

Real GDP per capita (PPP), US Dollars	
1970	2434
1980	4303
1990	4042
1995	4307
1998	4413

Source: Penn World Table

SMOKING PREVALENCE

Adult (15 Years & Older), 1995		Youth (10-14 Year Olds), 1989		Physicians, 1996	
Males	38.2	Males	2.28	Current smokers	6.4
Females	29.3	Females	2.19	Former smokers	34.3

Adult data: Current cigarette smoking; ERC Statistics International. (1998). *The World Cigarette Market*. Suffolk, Great Britain.

Youth data: Cigarette smoking; Instituto Brasileiro de Geografia e Estatística (IBGE). (1989). *National Survey on Health and Nutrition (PNSN)*. Rio de Janeiro: Anuario Estatístico.

Health professional data: Smoking among physicians registered with the Brazilian Medical Association; Mirra, A.P. et al. (1997). Survey on prevalence of smoking among Brazilian physicians. *Rev Assoc Med Bras*, 43(3), 209-216.

SMOKING-RELATED DISEASE IMPACT

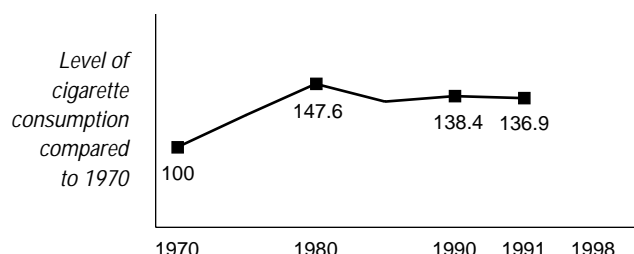
Mortality from Cancer, Respiratory and Circulatory Disease, 1992
Numbers of deaths/World age-standardized mortality rate per 100,000 population

Disease	Male		Female		Age Category	Disease	Male		Female		Age Category
	Number	Rate	Number	Rate			Number	Rate	Number	Rate	
Trachea, lung, and bronchus cancer	8007	45.0	2880	13.6	35+	Ischemic heart disease	37653	208.3	26700	123.6	35+
Lip, oral cavity, and pharynx cancer	2724	14.6	597	2.8	35+	Stroke	44507	247.6	40521	185.0	35+
Respiratory disease	19527	110.2	13020	59.6	35+	Other diseases of the circulatory system	35210	195.5	34281	157.3	35+
						All causes	348274	1876.4	263093	1202.4	35+

Source: World Health Organization. (1998). *World Health Statistics Annual, 1996*. Geneva, Switzerland.

TOBACCO ECONOMY

Annual per capita Consumption, Three Year Moving Average, 1970 = 100



Annual Cigarette Consumption

Year	Per capita Consumption (cigarette sticks)	Total Consumption (sticks in millions)
1970	1277	70703
1980	2009	151414
1990	1802	173986
1995	—	—
1998	—	—

Annual Tobacco Trade and Agriculture Statistics

	Unit of Measurement	1970	1980	1990	1995	1998
Cigarette imports	sticks in millions	—	—	—	11	57
Cigarette exports	sticks in millions	—	1	1	63417	87169
Tobacco leaf imports	metric tons	9	345	31	15703	14726
Tobacco leaf exports (% of total exports)	metric tons (%)	54468 (1.15%)	143555 (1.44%)	188149 (1.80%)	256270 (1.67%)	300513 (—)
Cigarette production	sticks in millions	70703	151415	173987	173694	170000
Tobacco leaf production	metric tons	244000	404860	444414	455277	509536
Land devoted to tobacco growing (% of agricultural land)	hectares (%)	245207 (0.72%)	316427 (0.64%)	272365 (0.48%)	291686 (0.45%)	355950 (—)
Employment in tobacco manufacturing	people	15000	29527	25808	—	—

Cigarette Taxes and Duties

Sales tax	25%
Import duty	23% (non-MERCOSUR only)
Other import duties	32%; 30 LCU/registration + 10 LCU/item
MERCOSUR & ANDEAN imports duty free	

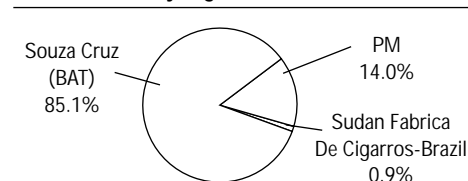
Source: ERC, 1999

Retail Price of 20 Cigarettes with Tax

Type	US \$	Local
Domestic brand	\$0.63	1.10
Foreign brand	\$0.92	1.60

Source: ACS/WHO Survey, 2000

Market Share by Cigarette Manufacturer, 1999



Source: Maxwell Report

Organizations Engaged in Tobacco Control

ADEF-Associacao de Defesa Da Saude dos Fumantes
Avenida Santa Antonio, 456
P.O. Box 20 - Mogi Mirim-SP
Sao Paulo
CEP-13800.000
BRAZIL
Tel & Fax: (02119) 3806 4722
adesf@mogi.com.br, www.adesf.com.br

Carlos W. ANDRADE
Pan American Health Organization
Sen, Lote 19
70800-400 Brasilia DF
BRAZIL
Tel: (55-61) 312 6530
Fax: (55-61) 321 1922
carlosw@bra.ops-oms.org

Dr. Romero Bezerra BARBOZA
Ministerio da Saude
Secretaria de Politicas de Saude
Esplanada dos Ministerios, Bloco G, 6.
Andar
Brasilia-DG, BRAZIL
Tel: (55-61) 225 6388
romero.bezerra@saude.gov.br

Dr. Maria Lucia CANELOSO
Secretaria Estadual de Saude-Goias
Av. Anhanguera No. 5195
Goiania-Goias
BRAZIL
Tel: (55-62) 291 5044
sabsgo@fns.rgi.br

Vera Luiza da COSTA E SILVA, MD, PhD
Institute Nacional de Cancer (INCA)
Ministry of Health
Rua dos Invalidos, 212 - 3 andar
Rio de Janeiro RJ CEP 20231-020
BRAZIL
Tel: (55-21) 221 6652
Fax: (55-21) 221 7006
costaesilva@inca.org.br

Antonio Eduardo Fernandes D'AGUIAR, MD
Logos Pro Saude
253 Sampaio Viana Street
04004-00, Sao Paulo
BRAZIL
Tel: (55-11) 3884 4114, 3884 8882
Fax: (55-11) 3884 8361
eduardo@logosprosaude.com.br

Vitoria HERZBURG
I.S.O
Al. Franca
1332 Casa 07, Sao Paulo-SP
CEP 01422-001
BRAZIL
Tel: (55-11) 853 3757
Fax: (55-11) 3061 2843
daycare@mandic.com.br

Dra. Eliana Periera da S. MENDES
Brazilian Society of Pneumology
Tel: (55) 0800 61 6218
esm@psi.com.br
www.nib.unicamp.br/sbpt/

Jose Elias MURAD, MD
Association for Drug Use Prevention (ABRACO)
Av. Portugal, 3.291 - Pampulha
Belo Horizonte MG 31560-000
BRAZIL
Tel: (55-31) 441 9932
Fax: (55-31) 292 9250
abraco@net.em.com.br

National Tobacco Control Provisions

Key: B = Banned through legislation and/or regulations

V = Voluntary provision, not nationally legislated and/or regulated

R = Restricted through legislation and/or regulations

X = Provision included in legislation and/or regulations

Advertising and Sponsorship

- X Advertising ban (billboards near educational facilities)
- X Advertising restriction (cinema, radio, television & content)
- Sponsorship ban
- X Sponsorship restriction

Health Promotion and Education

- V Health education curricula or programs
- X Public information initiatives

Sales and Distribution Restrictions

- B Free products or samples
- X Tobacco sales prohibited in Rio Grande do Sul State facilities
- Sales of smokeless tobacco prohibited
- X Sales or distribution to minors prohibited
- B Vending machines
- Other restrictions on tobacco sales

Tobacco Product Regulations

- X Health warning on tobacco packaging
- X Ingredient control: maximum nicotine yield
- X Ingredient control: toxic constituents / maximum tar yield
- V Ingredient disclosure on packaging

Smoke-Free Indoor Air Restrictions

- B Aircraft (domestic flights less than two hours)
- R Aircraft (international flights & flights over two hours)
- B Educational facilities
- B Government buildings (areas accessible to the public)
- B Health care facilities (private & public)
- B Public transportation
- V Workplaces
- X Other public places

Other Provisions

- X National committee on tobacco control

Refer to Appendix B for more information about national tobacco control provisions.

PHARMACEUTICAL TREATMENTS FOR TOBACCO DEPENDENCE

<i>Dosage Form</i>	<i>Regulatory Status</i>	<i>Advertising Status and Comments</i>
Nicotine gum	P	Advertised
Nicotine patch	Rx	Advertised
Bupropion Tablet	Rx	Not advertised

Key: Rx = Prescription only medicines P = Pharmacy only OTC = Over the counter N/R = Not registered

	Population (millions)			
	1995	2000	2025	2050
All adults, ages 15+	23.634	25.249	31.466	35.130
Female adults	12.020	12.856	16.147	18.176
All youth, ages 0-14	5.983	5.898	6.430	7.181
Female youth	2.921	2.878	3.131	3.496

Source: United Nations Population Division, World Population Prospects 1950-2050 (1998 revision)

Real GDP per capita (PPP), US Dollars	
1970	10124
1980	14133
1990	17173
1995	17009
1998	17966

Source: Penn World Table

SMOKING PREVALENCE

Adult (15 Years & Older), 1999		Youth (11-15 Year Olds), 1997		Medicine & Health Professionals, 1994	
Males	27	Males	9	Males & females	22
Females	23	Females	11		

Adult data: Current tobacco smoking (smoking at time of interview, includes daily and occasional smoking); Health Canada. 1. *Summary of Results*. Canadian Tobacco Use Monitoring Survey, Wave 1, February-June 1999. Youth data: Daily smoking; Currie, C. et al. (2000). *Health behaviour in school-aged children: a WHO cross-national study*. Health Policy for Children and Adolescents Series No. 1. Copenhagen: WHO Regional Office for Europe. Health professional data: Daily smoking among medicine and health professionals (not limited to physicians) in Ontario measured by the 1994/1995 National Population Survey; Ontario Tobacco Resource Unit. (1995). Workplace smoking: trends, issues and strategies; information from Murray Kaiserman of Health Canada.

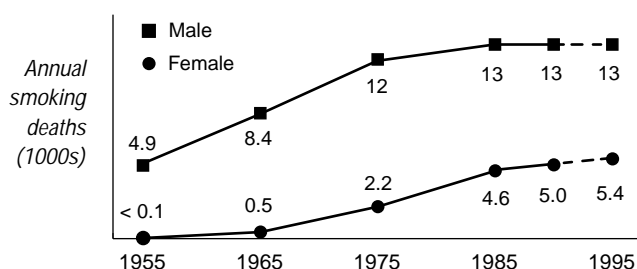
SMOKING-RELATED DISEASE IMPACT

Numbers of Deaths Attributed to Smoking/Total Deaths (thousands), 1990

Cause	Males (by age)			Females (by age)		
	0-34	35-69	70+	0-34	35-69	70+
Lung cancer	—/0.0	4.7/5.1	4.1/4.5	—/0.0	1.9/2.3	1.5/1.9
All cancer	—/0.5	6.8/14	6.0/15	—/0.4	2.4/11	2.0/12
Vascular	—/0.3	4.0/13	3.5/26	—/0.2	1.3/5.3	2.4/31
Respiratory	—/0.1	1.1/1.8	3.4/7.4	—/0.1	0.6/1.1	1.7/5.8
All other	—/6.8	1.6/9.8	1.1/10	—/3.0	0.8/4.7	0.9/14
All causes	—/7.7	13/38	14/58	—/3.7	5.0/22	7.0/62

Source: Peto, Lopez et al, 1992, 1994

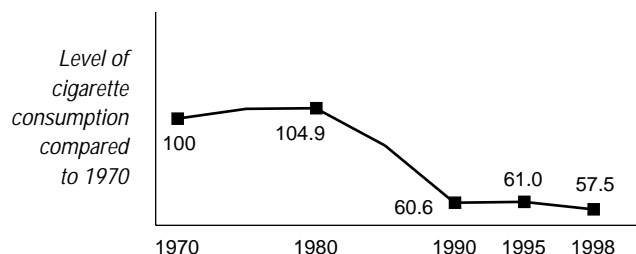
Smoking-Attributed Numbers of Deaths per Year, Ages 35-69 Only



Source: Peto, Lopez et al, 1992, 1994

TOBACCO ECONOMY

Annual per capita Consumption, Three Year Moving Average, 1970 = 100



Annual Cigarette Consumption

Year	Per capita Consumption (cigarette sticks)	Total Consumption (sticks in millions)
1970	3366	50110
1980	3537	67227
1990	2025	44604
1995	1976	46698
1998	—	—

Annual Tobacco Trade and Agriculture Statistics

	Unit of Measurement	1970	1980	1990	1995	1998
Cigarette imports	sticks in millions	204	706	297	372	481
Cigarette exports	sticks in millions	264	659	1804	4449	2842
Tobacco leaf imports	metric tons	2098	7565	1584	11730	15549
Tobacco leaf exports (% of total exports)	metric tons (%)	29353 (0.33%)	19494 (0.10%)	18069 (0.05%)	20309 (0.04%)	29756 (—)
Cigarette production	sticks in millions	50170	67180	46111	50775	—
Tobacco leaf production	metric tons	100635	107868	63057	74219	73000
Land devoted to tobacco growing (% of agricultural land)	hectares (%)	43792 (0.10%)	46390 (0.10%)	29342 (0.06%)	26893 (0.06%)	26000 (—)
Employment in tobacco manufacturing	people	10000	9000	5000	4580	—

Cigarette Taxes and Duties

Excise tax	8.56-10.86 LCU/carton of 200 cigs
Sales tax	0-8% provincial range + 7% GST
Import duty	27.5-29.4 LCU/1000 cigs based on weight; 12.5%

Exemptions for NAFTA; preferential rate for other countries

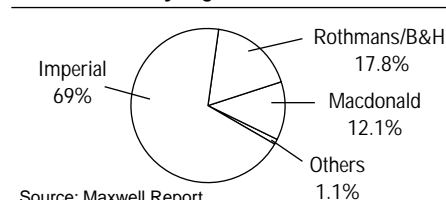
Source: ERC & USDA, 1999

Retail Price of 20 Cigarettes with Tax

Type	US \$	Local
Domestic brand	\$2.67	3.92
Foreign brand	\$3.50	5.14

Source: EIU, Autumn 1999

Market Share by Cigarette Manufacturer, 1998



Source: Maxwell Report

Organizations Engaged in Tobacco Control

<p>Ms. Cynthia CALLARD Physicians for a Smoke-free Canada 170 Laurier Ave W. Suite 1000 Ottawa Ontario K1P 5V5 Tel: (613) 233 4878 Fax: (613) 567 2730 ccallard@cctc.ca</p>	<p>Heart and Stroke Foundation of Canada 222 Queen Street Suite 1402 Ottawa, Ontario K1P 5V9 Tel: (613) 569 4361 Fax: (613) 569 3278 www.hsf.ca</p>	<p>Ministry of Health Tobacco Strategy Branch Government of British Columbia 1520 Blanshard Street, Lower Courtyard Victoria, BC V8V 3C8 Tel: (250) 952 1673 Fax: (250) 954 3099 doni.eve@moh.hnet.bc.ca</p>
<p>Canadian Cancer Society 10 Alcorn Avenue Suite 200 Toronto, Ontario M4V 3B1 Tel: (416) 961 7223 Fax: (416) 961 4189 maaikea@cancer.ca</p>	<p>Murray J. KAISERMAN, PhD, MBA Health Canada, Office on Tobacco Control Brooke Claxton Building, Room 733B Tunney's Pasture, Postal Locator 0907D1 Ottawa, Ontario K1A 0K9 Tel: (613) 954 5851 Fax: (613) 941 1551 murray_kaiserman@hc-sc.gc.ca</p>	<p>Stan SHATENSTEIN Tobacco News Online 5492-B Trans Island Montreal, Quebec H3W 3A8 Tel: (514) 486 1243 Fax: (514) 486 6894 shatensteins@sympatico.ca</p>
<p>Dr. Coral GRANT Oral Health Department Chinook Health Region P.O. Box 727, 521-26 Street Fort Macleod AB TOL 0Z0 Tel: (403) 553 4451 Fax: (403) 553 2333 cgrant@mox.chr.ab.ca</p>	<p>Garfield MAHOOD Non-Smokers' Rights Association 720 Spadina Avenue, Suite 221 Toronto, Ontario M5S 2T9 Tel: (416) 928 2900 Fax: (416) 928 1860 nsraot@netcom.ca</p>	<p>Drs. Ron STEWART & David HILL Canadian Council for Tobacco Control 170 Laurier Avenue West, Suite 1000 Ottawa, Ontario K1P 5V5 Tel: (613) 567 3050 Fax: (613) 567 2730 info-services@cctc.ca</p>

National Tobacco Control Provisions

Key: **B** = Banned through legislation and/or regulations

R = Restricted through legislation and/or regulations

V = Voluntary provision, not nationally legislated and/or regulated

X = Provision included in legislation and/or regulations

Advertising and Sponsorship

- X** Advertising ban (direct advertising)
- Advertising restriction
- X** Sponsorship ban (after 5 year transition period)
- X** Sponsorship restriction

Health Promotion and Education

- V** Health education curricula or programs
- X** Public information initiatives

Sales and Distribution Restrictions

- B** Free products or samples
- Tobacco sales restricted to certain locations
- Sales of smokeless tobacco prohibited
- X** Sales or distribution to minors prohibited
- R** Vending machines
- X** Other restrictions on tobacco sales

Tobacco Product Regulations

- X** Health warning on tobacco packaging
- X** Ingredient control: maximum nicotine yield
- X** Ingredient control: toxic constituents / maximum tar yield
- X** Ingredient disclosure on packaging

Smoke-Free Indoor Air Restrictions

- B** Aircraft (domestic flights)
- B** Aircraft (international flights under two hours)
- B** Educational facilities
- B** Government buildings & federally regulated workplaces
- B** Health care facilities
- B** Public transportation (buses & subway cars)
- B** Workplaces
- X** Other public places

Other Provisions

- V** National committee on tobacco control

Refer to Appendix B for more information about national tobacco control provisions.

PHARMACEUTICAL TREATMENTS FOR TOBACCO DEPENDENCE

<i>Dosage Form</i>	<i>Regulatory Status</i>	<i>Advertising Status and Comments</i>
Nicotine gum	P	Advertised
Nicotine patch	P	Advertised
Bupropion tablet	Rx	Advertised

Key: Rx = Prescription only medicines P = Pharmacy only OTC = Over the counter N/R = Not registered

	Population (millions)			
	1995	2000	2025	2050
All adults, ages 15+	10.025	10.883	15.217	17.827
Female adults	5.125	5.554	7.754	9.127
All youth, ages 0-14	4.185	4.328	4.331	4.388
Female youth	2.056	2.126	2.125	2.153

Source: United Nations Population Division, World Population Prospects 1950-2050 (1998 revision)

Real GDP per capita (PPP), US Dollars	
1970	3605
1980	3892
1990	4338
1995	5354
1998	6701

Source: Penn World Table

SMOKING PREVALENCE

Adult (15-70 Year Olds), 1998		Youth (12-18 Year Olds), 1998-1999		Physicians, 1992	
Males	26	All youth, last month	25.9	Males	40.2
Females	18.3	All youth, last year	36.2	Females	23.8

Adult data: Daily tobacco smoking in the three months prior to the survey; Departamento Informacion Social Mideplan. (1998). *Prevalencia de tabaquismo Chile (Casen)*.Youth data: Smoking in the last month or last year in the urban population; Consejo Nacional para el Control de Estupefacientes (CONACE). (1999). *[Third National Household Survey on drug abuse in Chile: 1998 - Summary]* [Spanish]. Santiago. Physician data: Smoking one or more cigarettes per day among physicians in Santiago, Chile; Cornejo, E. et al. (1994).Attitude and behavior towards smoking among Chilean physicians. *Rev Med Chile*, 122, 1087-1094.

SMOKING-RELATED DISEASE IMPACT

Mortality from Cancer, Respiratory and Circulatory Disease, 1994

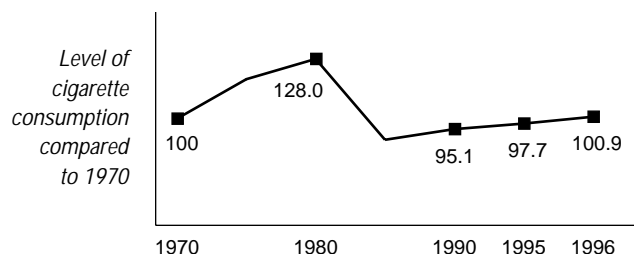
Numbers of deaths/World age-standardized mortality rate per 100,000 population

Disease	Male		Female		Age Category	Disease	Male		Female		Age Category
	Number	Rate	Number	Rate			Number	Rate	Number	Rate	
Trachea, lung, and bronchus cancer	1107	53.6	464	16.8	35+	Ischemic heart disease	4338	202.6	3585	110.0	35+
Lip, oral cavity, and pharynx cancer	112	5.3	43	1.5	35+	Stroke	3809	177.7	4011	126.4	35+
Respiratory disease	1463	68.0	1153	36.7	35+	Other diseases of the circulatory system	2172	100.1	2322	72.2	35+
						All causes	35107	1624.8	30780	1006.7	35+

Source: World Health Organization. (1998). *World Health Statistics Annual, 1996*. Geneva, Switzerland.

TOBACCO ECONOMY

Annual per capita Consumption, Three Year Moving Average, 1970 = 100



Annual Cigarette Consumption

Year	Per capita Consumption (cigarette sticks)	Total Consumption (sticks in millions)
1970	1142	6592
1980	1554	11520
1990	1111	10182
1995	1123	11259
1997	1202	12451

Annual Tobacco Trade and Agriculture Statistics

	Unit of Measurement	1970	1980	1990	1995	1998
Cigarette imports	sticks in millions	2	1010	29	505	240
Cigarette exports	sticks in millions	—	—	45	137	302
Tobacco leaf imports	metric tons	1499	2117	1239	1031	3616
Tobacco leaf exports (% of total exports)	metric tons (%)	—	16	3076 (0.13%)	3122 (0.08%)	2661 (—)
Cigarette production	sticks in millions	6590	10510	10198	10891	—
Tobacco leaf production	metric tons	8532	14412	14412	12159	11679
Land devoted to tobacco growing (% of agricultural land)	hectares (%)	3016 (0.07%)	2168 (0.05%)	4480 (0.15%)	3854 (0.16%)	4205 (—)
Employment in tobacco manufacturing	people	1300	1100	665	583	—

Cigarette Taxes and Duties

Excise tax	60.40%
Sales tax	18%
Import duty	10%; 2%
Preferential rate-SA nations, Mexican & Canadian imports	

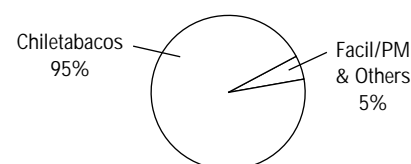
Source: ERC, 1999

Retail Price of 20 Cigarettes with Tax

Type	US \$	Local
Domestic brand	\$1.14	600.00
Foreign brand	\$1.90	1,000.00

Source: EIU, Autumn 1999

Market Share by Cigarette Manufacturer, 1998



Source: ERC estimates based on trade sources

Organizations Engaged in Tobacco Control

<p>Catalina AGOSIN Chilean Cancer Society (CONAC) Capellan Abarzua 027 Santiago CHILE Tel: (56-2) 737 3641 Fax: (56-2) 777 5909</p>	<p>Dr. Sergio BELLO Scientific Council on Tobacco or Health Ministry of Health J.M. Infante 717, Casilla 9634 Providencia, Santiago CHILE Tel & Fax: (56-2) 340 3422 prog-ebo@intermedia.cl</p>	<p>Dr. Helia MOLINA Ministry of Health Mariategui 2322 Santiago CHILE Tel: (56-2) 630 0588 molina@med.puc.cl</p>
<p>Milton ALANA The Seventh Day Adventist Church Porvenir 71 Santiago CHILE Tel: (56-2) 222 5315</p>	<p>Professor Ximena BERRIOS, MD, MPH Catholic University Disease Prevention & Health Promotion Center Marcoleta 381, Of. 31, P.O. Box 114-D Santiago, CHILE Tel: (56-2) 686 3802 Fax: (56-2) 639 2182 xberrios@med.puc.cl</p>	<p>Felix MOSCOSO Association of Laryngectomy Patients (CONALACH) Sta. Teresa 037 Santiago CHILE Tel: (56-2) 559 4732 Fax: (56-2) 527 3844</p>
<p>Claro AMPARO Latin American Women's Health Network Silvina Hurtado 1864, Providencia Providencia 664647 Santiago CHILE Tel: (56-2) 223 9507, 223 9794 Fax: (56-2) 223 1066 rsmllac@mail.bellsouth.cl</p>	<p>Luis CARIS, MD Ministry of Health Mac Iver 541, Cuarto Piso Santiago CHILE Tel: (56-2) 630 0485 Fax: (56-2) 638 2238 lcarias@pasteur.minsal.cl</p>	<p>Cecilia SEPULVEDA, MD Ministry of Health Cancer & Tobacco Control Regional Office, Metropolitan Area Santa Lucia 160 Santiago CHILE Tel: (56-2) 633 5964 Fax: (56-2) 633 3774 ceci@rdc.cl</p>

National Tobacco Control Provisions

Key: B = Banned through legislation and/or regulations

R = Restricted through legislation and/or regulations

V = Voluntary provision, not nationally legislated and/or regulated

X = Provision included in legislation and/or regulations

Advertising and Sponsorship

- X Advertising ban (advertising depicting or targeting youth)
- X Advertising restriction (cinema & television, warning required)
- Sponsorship ban
- Sponsorship restriction

Health Promotion and Education

- X Health education curricula or programs
- X Public information initiatives

Sales and Distribution Restrictions

- R Free products or samples (adults only)
Tobacco sales restricted to certain locations
Sales of smokeless tobacco prohibited
Sales or distribution to minors prohibited
- R Vending machines
Other restrictions on tobacco sales

Tobacco Product Regulations

- X Health warning on tobacco packaging
- Ingredient control: maximum nicotine yield
- Ingredient control: toxic constituents / maximum tar yield
- Ingredient disclosure on packaging

Smoke-Free Indoor Air Restrictions

- V Aircraft (domestic flights, Lan Chile Airlines)
- V Aircraft (flights to U.S., Lan Chile Airlines)
- B Educational facilities (by administrative order)
- B Government buildings (areas accessible to the public)
- B Health care facilities of the National Health Service
- B Public transportation (buses, taxis & trains)
- B Workplaces (areas accessible to the public)
- X Other public places

Other Provisions

- X National committee on tobacco control

Refer to Appendix B for more information about national tobacco control provisions.

PHARMACEUTICAL TREATMENTS FOR TOBACCO DEPENDENCE

<i>Dosage Form</i>	<i>Regulatory Status</i>	<i>Advertising Status and Comments</i>
Nicotine gum	Rx	Advertised only to medical professionals
Nicotine patch	Rx	Advertised only to medical professionals; change to OTC status forthcoming
Bupropion tablet	Rx	

Key: Rx = Prescription only medicines P = Pharmacy only OTC = Over the counter N/R = Not registered

	Population (millions)			
	1995	2000	2025	2050
All adults, ages 15+	25.272	28.470	45.186	57.032
Female adults	12.979	14.616	23.092	29.113
All youth, ages 0-14	13.270	13.851	14.572	14.518
Female youth	6.513	6.791	7.124	7.096

Source: United Nations Population Division, World Population Prospects 1950-2050 (1998 revision)

Real GDP per capita (PPP), US Dollars	
1970	2140
1980	2946
1990	3300
1995	3628
1998	3836

Source: Penn World Table

SMOKING PREVALENCE

Adult (18 Years & Older), 1997		Youth (11-18 Year Olds), 1988-1989		Physicians, 1991	
Males	23.5	Males	2.3	Males	21.2
Females	21.0	Females	0.6	Females	21.7

Adult data: Current smoking; Rojas, M. <rojasmar@paho.org> (2000, June 19). Re: Smoking prevalence in Latin America. [data transfer via email].

Youth data: Daily smoking among secondary school students; Ministerio de Educacion Nacional. (1989). *Plan Nacional de Prevencion de la Drogadiccion*. Bogota: Ministerio de Educacion Nacional; according to PAHO, a 1995 study of 12-18 year olds found that 18.7% were current smokers.Physician data: Daily smoking; Chavez, M. (1991). Factores de riesgo de enfermedad cardiovascular en la poblacion colombiana. *Ateroma*, 3(1), 15-24.

SMOKING-RELATED DISEASE IMPACT

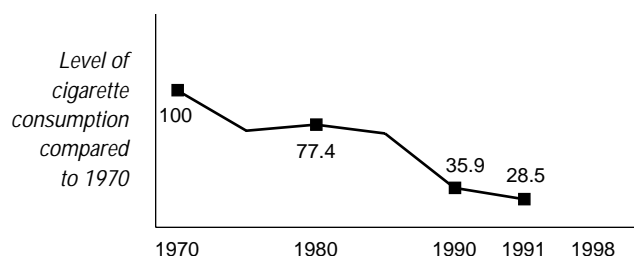
Mortality from Cancer, Respiratory and Circulatory Disease, 1994
Numbers of deaths/World age-standardized mortality rate per 100,000 population

Disease	Male		Female		Age Category	Disease	Male		Female		Age Category
	Number	Rate	Number	Rate			Number	Rate	Number	Rate	
Trachea, lung, and bronchus cancer	1438	37.1	791	17.4	35+	Ischemic heart disease	10219	257.0	8077	168.2	35+
Lip, oral cavity, and pharynx cancer	211	5.4	140	3.0	35+	Stroke	6239	155.9	7001	144.3	35+
Respiratory disease	3798	95.2	3001	62.2	35+	Other diseases of the circulatory system	6061	151.1	6689	136.4	35+
						All causes	63840	1528.9	51382	1065.2	35+

Source: World Health Organization. (1998). *World Health Statistics Annual, 1996*. Geneva, Switzerland.

TOBACCO ECONOMY

Annual per capita Consumption, Three Year Moving Average, 1970 = 100



Annual Cigarette Consumption

Year	Per capita Consumption (cigarette sticks)	Total Consumption (sticks in millions)
1970	1699	20793
1980	1387	23417
1990	625	13975
1995	448	11321
1997	521	13820

Annual Tobacco Trade and Agriculture Statistics

	Unit of Measurement	1970	1980	1990	1995	1998
Cigarette imports	sticks in millions	1713	2323	10	857	3770
Cigarette exports	sticks in millions	—	106	525	27	438
Tobacco leaf imports	metric tons	—	933	157	492	3106
Tobacco leaf exports (% of total exports)	metric tons (%)	12657 (0.99%)	16995 (0.65%)	12702 (0.34%)	11783 (0.23%)	7590 (—)
Cigarette production	sticks in millions	19080	21200	14490	10491	—
Tobacco leaf production	metric tons	42000	45400	32989	25941	30000
Land devoted to tobacco growing (% of agricultural land)	hectares (%)	22700 (0.45%)	28500 (0.55%)	19910 (0.40%)	13399 (0.30%)	16000 (—)
Employment in tobacco manufacturing	people	3700	4300	2000	1240	—

Cigarette Taxes and Duties

Excise tax	.2 LCU/pack; 55% consumption tax; 10% sport tax
Import duty	20%, duty-free-Venezuela, Boliva & Ecuador
Other import duties	30%, duty-free-Venezuela, Boliva & Ecuador; .50 LCU/pack, duty-free-Cartagena Agreement members

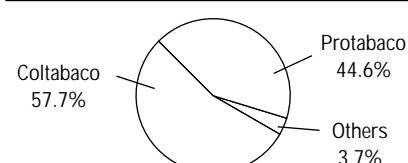
Source: ERC & USDA, 1999

Retail Price of 20 Cigarettes with Tax

Type	US \$	Local
Domestic brand	\$0.53	1,044.00
Foreign brand	\$0.81	1,600.00

Source: EIU, Autumn 1999

Market Share by Cigarette Manufacturer, 1998



Source: ERC estimates based on trade sources and Tobacco Reporter/Maxwell Report

Organizations Engaged in Tobacco Control

<p>Dr. Patricia AVILA DE HALIS CLACCTA Apartado Aereo 251 786 Bogota COLOMBIA</p>	<p>Jaime LONDONO Medicancer Carrera 51D No. 67-60 Medellin COLOMBIA Tel: (57-4) 263 44 11 Fax: (57-4) 263 34 79 medicancer@cpm.net.co</p>	<p>Olga SANTAMARIA de FERNANDEZ Liga Colombiana Contra el Cancer Carrera 5 No. 57-47 Bogota D.C. COLOMBIA Tel: (57-1) 347 16 12, 347 60 16 Fax: (57-1) 347 24 75 ligacol@multiphone.net.co</p>
<p>Dr. Horacio GIRALDO Fundacion Clinica Shalo AYRE Ayvolas Respiratorias Av. 54 No. 104-50, 2 Piso Santafe de Bogota, DC COLOMBIA Tel: (57-1) 253 82 29 Fax: (57-1) 253 40 55 ayrehge@polcola.com.co</p>	<p>Diego ROSSELLI, MD, EdM, MSc Action Against Tobacco (ACTO) Universidad Javeriana Carrera 7 No. 40-62 Bogota COLOMBIA Tel: (57-1) 320 83 20 ext. 2812 Fax: (57-1) 285 69 81 diego_rosselli@post.harvard.edu</p>	<p>Dr. Mauricio TRIBIN Secretaria Departamental de Salud Gobernacion de Tolima Piso 10 Ibague, Tolima COLOMBIA</p>
<p>Dra. Aura Ruiz GRANADA Mental Health Program Medellin Public Health Dept. Calle 44 No. 52-165, Piso 4 Oficina 404 Medellin COLOMBIA Tel: (57-4) 385 53 10, 385 53 11 Fax: (57-4) 381 18 13 ssalud@educame.gov.co aurarg@yahoo.com</p>	<p>Dr. Celsa SAMPSON OPS/OMS Carrera 13 No. 32-76, 5to piso COLUMBIA sampson@col.ops-oms.org</p>	<p>Ms. Carolina WIESNER Instituto Nacional Cancerologia Calle 1a #9-85 Apdo. Aereo 17158 Bogota D.C. COLOMBIA Tel: (57-1) 280 06 66 Fax: (57-1) 280 22 46 cawise@hotmail.com</p>

National Tobacco Control Provisions

Key: **B** = Banned through legislation and/or regulations

R = Restricted through legislation and/or regulations

V = Voluntary provision, not nationally legislated and/or regulated

X = Provision included in legislation and/or regulations

Advertising and Sponsorship

- X** Advertising ban (targeting youth, murals, public transport)
- X** Advertising restriction (cinema & television)
- X** Sponsorship ban (sports events for children)
- Sponsorship restriction

Health Promotion and Education

- V** Health education curricula or programs
- X** Public information initiatives

Sales and Distribution Restrictions

- Free products or samples
- Tobacco sales restricted to certain locations
- Sales of smokeless tobacco prohibited
- X** Sales or distribution to minors prohibited
- Vending machines
- Other restrictions on tobacco sales

Tobacco Product Regulations

- X** Health warning on tobacco packaging
- Ingredient control: maximum nicotine yield
- Ingredient control: toxic constituents / maximum tar yield
- Ingredient disclosure on packaging

Smoke-Free Indoor Air Restrictions

- B** Aircraft (commercial aircraft on domestic flights)
- V** Aircraft (all Aces Airlines flights)
- B** Educational facilities
- B** Government buildings (District of Bogota)
- B** Health care facilities & National Health System facilities
- B** Public transportation (District of Bogota)
- Workplaces
- X** Other public places

Other Provisions

- V** National committee on tobacco control

Refer to Appendix B for more information about national tobacco control provisions.

PHARMACEUTICAL TREATMENTS FOR TOBACCO DEPENDENCE

<i>Dosage Form</i>	<i>Regulatory Status</i>	<i>Advertising Status and Comments</i>
Nicotine gum	P	Advertised
Nicotine patch	P	Advertised
Bupropion tablet	Rx	

Key: Rx = Prescription only medicines P = Pharmacy only OTC = Over the counter N/R = Not registered

	Population (millions)			
	1995	2000	2025	2050
All adults, ages 15+	2.326	2.722	4.486	5.743
Female adults	1.153	1.347	2.232	2.883
All youth, ages 0-14	1.228	1.301	1.443	1.452
Female youth	0.600	0.636	0.704	0.709

Source: United Nations Population Division, World Population Prospects 1950-2050 (1998 revision)

Real GDP per capita (PPP), US Dollars	
1970	2904
1980	3717
1990	3499
1995	3805
1998	3928

Source: Penn World Table

SMOKING PREVALENCE

Adult (12-70 Year Olds), 1995		Youth (12-19 Year Olds), 1995		Physicians, 1993-1994	
Males	28.6	Males	16.7	Current smokers	19
Females	6.6	Females	13.7	Former smokers	40

Adult data: Current smoking; Rojas, M. <rojasmar@paho.org> (2000, June 19). Re: Smoking prevalence in Latin America. [data transfer via email].

Youth data: Smoking in the last two months measured by El Estudio de Adolescencia y Consumo de Drogas en Costa Rica, 1995; information provided by Dr. V. Mekbel, Liga Costarricense Contra Cancer.

Physician data: Smoking among all active physicians registered with the College of Physicians and Surgeons of Costa Rica, average age 41 years; Grossman, D.W. et al. (1999).

Smoking: attitudes of Costa Rican physicians and opportunities for intervention. *Bull World Health Organ*, 77(4), 315-322.

SMOKING-RELATED DISEASE IMPACT

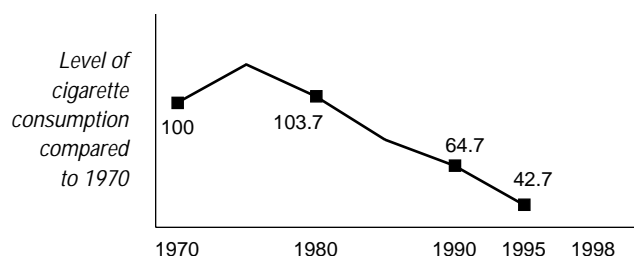
Mortality from Cancer, Respiratory and Circulatory Disease, 1994
Numbers of deaths/World age-standardized mortality rate per 100,000 population

Disease	Male		Female		Age Category	Disease	Male		Female		Age Category
	Number	Rate	Number	Rate			Number	Rate	Number	Rate	
Trachea, lung, and bronchus cancer	145	36.2	54	11.7	35+	Ischemic heart disease	1089	267.4	849	174.6	35+
Lip, oral cavity, and pharynx cancer	31	7.8	13	2.8	35+	Stroke	580	141.6	520	105.0	35+
Respiratory disease	395	96.6	371	73.8	35+	Other diseases of the circulatory system	461	112.2	482	97.0	35+
						All causes	5978	1433.6	4761	980.8	35+

Source: World Health Organization. (1998). *World Health Statistics Annual, 1996*. Geneva, Switzerland.

TOBACCO ECONOMY

Annual per capita Consumption, Three Year Moving Average, 1970 = 100



Annual Cigarette Consumption

Year	Per capita Consumption (cigarette sticks)	Total Consumption (sticks in millions)
1970	1616	1508
1980	1620	2261
1990	1047	2030
1995	690	1604
1998	—	—

Annual Tobacco Trade and Agriculture Statistics

	Unit of Measurement	1970	1980	1990	1995	1998
Cigarette imports	sticks in millions	88	10	—	4	9
Cigarette exports	sticks in millions	—	1	—	—	41
Tobacco leaf imports	metric tons	87	122	131	500	1500
Tobacco leaf exports (% of total exports)	metric tons (%)	145 (0.07%)	74 (0.01%)	52 (0.00%)	269 (0.02%)	793 (—)
Cigarette production	sticks in millions	1420	2252	2030	—	—
Tobacco leaf production	metric tons	1593	1609	1716	1800	2108
Land devoted to tobacco growing (% of agricultural land)	hectares (%)	1535 (0.31%)	1584 (0.31%)	937 (0.18%)	1041 (0.20%)	1072 (—)
Employment in tobacco manufacturing	people	—	—	655	544	—

Cigarette Taxes and Duties

Excise tax	70%
Sales tax	13%
Import duty	40% (Central American countries pay 26%)
Other import duties	1%

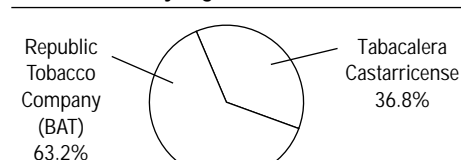
Source: USDA, 1999

Retail Price of 20 Cigarettes with Tax

Type	US \$	Local
Domestic brand	\$0.64	185.00
Foreign brand	\$0.69	200.00

Source: EIU, Autumn 1999

Market Share by Cigarette Manufacturer, 1994



Source: Maxwell Data

Organizations Engaged in Tobacco Control

Dr. Marcela Vives BLANCO
Ministry of Health, Programa CARMEN
Apdo 928-150
San Jose
COSTA RICA
(506) 256-8410
sididsal@sol.racsa.co.cr

Dr. Gonzalo Vargas CHACON
Costa Rica's Anti-Tobacco League
P.O. Box 1774-1002
c/o Tammsco.
San Jose
COSTA RICA

Consumer Defense Committee

Carlos DIAZ-AMADOR, MD, MPH, MSc
Asociacion Costaricense Salud Publica
Apartado Postal 4685-1000
San Jose
COSTA RICA
Tel & Fax: (506) 233 8063
acosap@netsalud.sa.cr

Edwin JIMENEZ
Departamento Medicina Preventiva y
Seguro Social
COSTA RICA
Tel: (506) 256 2620
Fax: (506) 223 5992
medprev@info.ccsa.sa.cr

Dr. Virginia MEKBEL
Liga Costaricense Contra Cancer
Apartado 6782-1000, Pavas
6782 San Jose
COSTA RICA
Tel: (506) 240 3401, 231 4012
Fax: (506) 236 9449, 231 4012

Fernando ROCABADO
OPS/OMS
Calle 16, Avenida 6 y 8
Distrito Hospital
San Jose
COSTA RICA
Tel: (506) 221 6458
Fax: (506) 233 8061

Dr. Luis Edo. SANDI ESQUIVEL
General Director IAFA
Apartado Postal 4494-1000
San Jose
COSTA RICA
Tel: (506) 224 4096
Fax: (506) 224 6762
iafa@sol.racsa.co.cr
sandibre@sol.racsa.co.cr

Dr. Franz Chaves SELL
Asesor Ministerial
Ministerio Salud de Costa Rica
San Jose
COSTA RICA
Tel: (506) 257 5252 ext. 3212
Fax: (506) 223 7676
aguaniel@sol.racsa.co.cr

National Tobacco Control Provisions

Key: **B** = Banned through legislation and/or regulations

V = Voluntary provision, not nationally legislated and/or regulated

R = Restricted through legislation and/or regulations

X = Provision included in legislation and/or regulations

Advertising and Sponsorship

- X** Advertising ban (depicting & targeting minors, sports)
- X** Advertising restriction (cinemas, radio & television)
- X** Sponsorship ban (events for minors)
- Sponsorship restriction

Health Promotion and Education

- V** Health education curricula or programs
- X** Public information initiatives

Sales and Distribution Restrictions

- R** Free products or samples
- X** Tobacco sales prohibited on public transport
- Sales of smokeless tobacco prohibited
- X** Sales or distribution to minors prohibited
- Vending machines
- Other restrictions on tobacco sales

Tobacco Product Regulations

- X** Health warning on tobacco packaging
- Ingredient control: maximum nicotine yield
- Ingredient control: toxic constituents / maximum tar yield
- X** Ingredient disclosure on packaging

Smoke-Free Indoor Air Restrictions

- V** Aircraft (LACSA Airlines)
- Aircraft (international flights)
- B** Educational facilities
- B** Government buildings (except the prisons)
- B** Health care facilities
- B** Public transportation (motor vehicles & railways)
- B** Workplaces
- X** Other public places

Other Provisions

- V** National committee on tobacco control

Refer to Appendix B for more information about national tobacco control provisions.

PHARMACEUTICAL TREATMENTS FOR TOBACCO DEPENDENCE

Dosage Form

Regulatory Status

Advertising Status and Comments

Key: Rx = Prescription only medicines P = Pharmacy only OTC = Over the counter N/R = Not registered

	Population (millions)			
	1995	2000	2025	2050
All adults, ages 15+	8.516	8.823	9.907	9.370
Female adults	4.269	4.431	5.005	4.768
All youth, ages 0-14	2.448	2.378	1.891	1.725
Female youth	1.194	1.158	0.920	0.840

Source: United Nations Population Division, World Population Prospects 1950-2050 (1998 revision)

GDP per capita, US Dollars	
1970	783
1980	1475
1990	1848
1995	1983
1998	—

Source: United Nations Statistics Division-National Accounts Section, Economic Statistics Branch

SMOKING PREVALENCE

Adult (15 Years & Older), 1995		Youth (15-19 Year Olds), 1990		Health Professionals, 1995	
Males	48	All youth, 15-16 years	5.9	Physicians	25
Females	26.3	All youth, 17-19 years	12.9	Nurses	29

Adult data: Current smoking of at least one cigarette per day at the time of the survey; Perez, P.V. et al. (1995). *National survey in risk factors*. Havana: National Institute for Hygiene, Epidemiology and Microbiology, Ministry of Health and National Statistic Office. Youth data: Current daily smoking; Suarez, N. (1990). *National representative survey in prevalence, consumption and characteristics in smoking habit*. Cuba: Cuban Institute for Research and Orientation of Internal Demand (ICIODI). Health professional data: Smoking on a daily basis at the time of the survey measured by the National School of Public Health and the Ministry of Public Health; information provided by Nery Suarez Lugo of the National School of Public Health.

SMOKING-RELATED DISEASE IMPACT

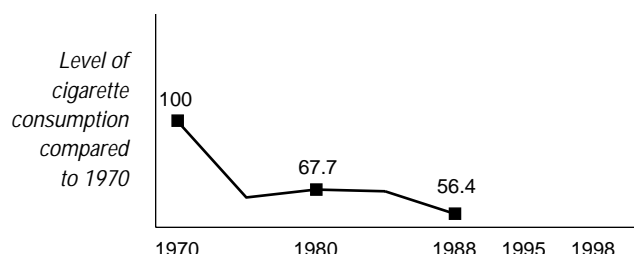
Mortality from Cancer, Respiratory and Circulatory Disease, 1995
Numbers of deaths/World age-standardized mortality rate per 100,000 population

Disease	Male		Female		Age Category	Disease	Male		Female		Age Category
	Number	Rate	Number	Rate			Number	Rate	Number	Rate	
Trachea, lung, and bronchus cancer	2303	93.6	872	34.0	35+	Ischemic heart disease	9781	353.5	7938	251.4	35+
Lip, oral cavity, and pharynx cancer	335	13.7	93	3.4	35+	Stroke	5604	194.7	5631	176.6	35+
Respiratory disease	1809	63.8	1426	48.9	35+	Other diseases of the circulatory system	2026	72.7	1853	60.1	35+
						All causes	38549	1430.7	32039	1080.4	35+

Source: World Health Organization. (1998). *World Health Statistics Annual, 1996*. Geneva, Switzerland.

TOBACCO ECONOMY

Annual per capita Consumption, Three Year Moving Average, 1970 = 100



Annual Cigarette Consumption

Year	Per capita Consumption (cigarette sticks)	Total Consumption (sticks in millions)
1970	3368	18086
1980	2223	14690
1989	1914	15419
1995	—	—
1998	—	—

Annual Tobacco Trade and Agriculture Statistics

	Unit of Measurement	1970	1980	1990	1995	1998
Cigarette imports	sticks in millions	0	0	0	0	0
Cigarette exports	sticks in millions	1720	419	1600	1000	1000
Tobacco leaf imports	metric tons	—	8797	5700	7700	4700
Tobacco leaf exports (% of total exports)	metric tons (%)	13915 (—)	2702 (0.14%)	18000 (—)	8000 (—)	8500 (—)
Cigarette production	sticks in millions	19806	15109	—	—	—
Tobacco leaf production	metric tons	31726	8219	37129	24989	30695
Land devoted to tobacco growing (% of agricultural land)	hectares (%)	51900 (1.99%)	53400 (1.60%)	53171 (1.33%)	38356 (0.85%)	40000 (—)
Employment in tobacco manufacturing	people	—	25780	—	—	—

Cigarette Taxes and Duties

Import duty	40%; 30% for MFN
-------------	------------------

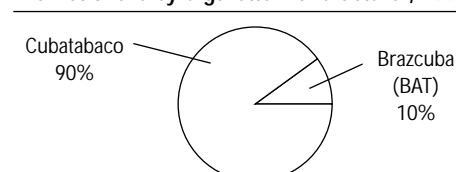
Source: TMA—International Tobacco Guide

Retail Price of 20 Cigarettes with Tax

Type	US \$	Local
Domestic brand	\$0.25	5.20
Foreign brand	—	—

Source: Nery Suarez Lugo, 1998

Market Share by Cigarette Manufacturer, 1998



Source: TMA—International Tobacco Guide

Organizations Engaged in Tobacco Control

<p>Lic. Juan HERNANDEZ Cuban Institute of Radio and Television Calle 23 esquina a M. Piso 10 Municipio Plaza de la Revolucion Ciudad de La Habana CUBA Tel: (53-7) 32 4648</p>	<p>Dra. Patricia Varona-PEREZ Instituto Nacional de Higiene & Epidemiologia Infanta 1158e/Clavel y Llinas Ciudad de La Habana CUBA Fax: (53-7) 66 2075 patriciav@inhem.sld.cu</p>	<p>Dr. Orlando LANDROVE RODRIGUEZ Programa Nacional de Enfermedades MINSAP Calle 23 esq. N Vedado Ciudad de La Habana CUBA Tel: (53-7) 66 2312 Landrove@hesp.sld.cu</p>
<p>Nery Suarez LUGO, Dr.Cs. National School of Public Health Calle 44, entre 5ta. Avenida y 5ta. A Miramar. Playa Ciudad de La Habana CUBA Tel: (53-7) 22 6447 Fax: (53-7) 29 0667 cpeep@infomed.sld.cu</p>	<p>Dra. Milvia RAMIREZ Direccion Nacional de Epidemiologia Ministry of Public Health Calle 23, No. 291 entre M y N, Vedado Ciudad de La Habana CUBA Tel: (53-7) 55 3323 Fax: (53-7) 66 2312 milviarr@infomed.sld.cu</p>	<p>Rolando Camacho-RODRIGUEZ National Cancer Control Program National Institute of Oncology 29 y E. Vedado Havana CUBA</p>
<p>Dr. Dionisio Zalvidar PEREZ University of Havana, Psychology Faculty Calle San Rafael No. 1168 esquina Mason Municipio Plaza Ciudad de La Habana, CUBA Tel: (53-7) 70 5842 Fax: (53-7) 33 5960 dionisio@psico.uh.cu</p>	<p>Lic. Geydi RODRIGUEZ Centro para Dejar de Fumar Hospital Clinico Quirugico Calle Balascoain y San Ignacio Municipio Centro Habana Ciudad de La Habana CUBA Tel: (53-7) 57 6047</p>	<p>Lic. Omar TRUJILLO Centro Nacional de Promocion y Educacion Ministry of Public Health Calle 1 entre 23 y 25, Vedado Ciudad de La Habana CUBA Tel: (53-7) 55 3327</p>

National Tobacco Control Provisions

Key: **B** = Banned through legislation and/or regulations

R = Restricted through legislation and/or regulations

V = Voluntary provision, not nationally legislated and/or regulated

X = Provision included in legislation and/or regulations

Advertising and Sponsorship

- X** Advertising ban (radio & television)
- Advertising restriction
- Sponsorship ban
- X** Sponsorship restriction (cultural & sporting events)

Health Promotion and Education

- V** Health education curricula or programs
- X** Public information initiatives

Sales and Distribution Restrictions

- Free products or samples
- X** Tobacco sales prohibited in educational, health & youth facilities
- Sales of smokeless tobacco prohibited
- X** Sales or distribution to minors prohibited
- Vending machines
- Other restrictions on tobacco sales

Tobacco Product Regulations

- X** Health warning on tobacco packaging
- X** Ingredient control: maximum nicotine yield
- X** Ingredient control: toxic constituents / maximum tar yield
- Ingredient disclosure on packaging

Smoke-Free Indoor Air Restrictions

- B** Aircraft (domestic flights)
- Aircraft (international flights)
- B** Educational facilities
- B** Government buildings
- B** Health care facilities
- B** Public transportation
- V** Workplaces
- X** Other public places

Other Provisions

- V** National committee on tobacco control

Refer to Appendix B for more information about national tobacco control provisions.

PHARMACEUTICAL TREATMENTS FOR TOBACCO DEPENDENCE

Dosage Form *Regulatory Status* *Advertising Status and Comments*

Key: Rx = Prescription only medicines P = Pharmacy only OTC = Over the counter N/R = Not registered

	Population (millions)			
	1995	2000	2025	2050
Total	0.071	0.071	0.073	0.079
Females	0.036	0.036	0.037	0.040
Males	0.035	0.035	0.036	0.039

Source: Food and Agriculture Organization of the United Nations

Real GDP per capita (PPP), US Dollars	
1977	1972
1980	2008
1990	3424
1995	3649
1997	3781

Source: Penn World Table

SMOKING PREVALENCE

Adult		Youth (10-18 Years Olds), 1998		Health Professionals	
Males	—	All youth, 10-12 yrs.	0.5	Males	—
Females	—	All youth, 13-18 yrs.	1.5	Females	—

Adult data: No data available.

Youth data: Monthly, weekly or daily cigarette smoking among youth in Antigua, Dominica, Grenada and Jamaica, combined (1998 is date of publication); Pigott, S. et al. (1998). *Caribbean Adolescent Health Survey: Antigua, Dominica, Grenada, Jamaica*. WHO Collaborating Center on Adolescent Health.

Health professional data: No data available.

SMOKING-RELATED DISEASE IMPACT

Mortality from Cancer, Respiratory and Circulatory Disease, 1994
Numbers of deaths/World age-standardized mortality rate per 100,000 population

Disease	Male		Female		Age Category	Disease	Male		Female		Age Category
	Number	Rate	Number	Rate			Number	Rate	Number	Rate	
Trachea, lung, and bronchus cancer	5	—	0	—	35+	Ischemic heart disease	5	—	8	—	35+
Lip, oral cavity, and pharynx cancer	0	—	0	—	35+	Stroke	17	—	20	—	35+
Respiratory disease	4	—	7	—	35+	Other diseases of the circulatory system	49	—	66	—	35+
						All causes	207	—	223	—	35+

Source: World Health Organization. (1998). *World Health Statistics Annual, 1996*. Geneva, Switzerland.

TOBACCO ECONOMY

Annual per capita Consumption, Three Year Moving Average

Level of cigarette consumption	1970	1980	1990	1995	1998
	No data available.				

Annual Cigarette Consumption

Year	Per capita Consumption (cigarette sticks)	Total Consumption (sticks in millions)
1970	—	—
1980	—	—
1990	—	—
1995	—	—
1998	—	—

Annual Tobacco Trade and Agriculture Statistics

	Unit of Measurement	1970	1980	1990	1995	1998
Cigarette imports	sticks in millions	5	3	4	12	4
Cigarette exports	sticks in millions	—	—	—	8	10
Tobacco leaf imports	metric tons	43	39	32	34	60
Tobacco leaf exports (% of total exports)	metric tons (%)	—	—	—	1 (0.05%)	3(—)
Cigarette production	sticks in millions	—	33	—	—	—
Tobacco leaf production	metric tons	—	—	—	—	—
Land devoted to tobacco growing (% of agricultural land)	hectares (%)	—	—	—	—	—
Employment in tobacco manufacturing	people	—	—	—	—	—

Cigarette Taxes and Duties

Excise tax	—
Sales tax	—
Import duty	—

Retail Price of 20 Cigarettes with Tax

Type	US \$	Local
Domestic brand	—	—
Foreign brand	\$2.60	7.03

Source: ACS/WHO Survey, 2000

Market Share by Cigarette Manufacturer

No data available.

Organizations Engaged in Tobacco Control

Susan NESTY
Cancer Society-Dominica
8th Street
Canfield
DOMINICA
Tel: (767) 448 5381

Permanent Secretary
Ministry of Health
Roseau
Tel: (767) 448 2401
Fax: (767) 448 6086

National Tobacco Control Provisions

Key: **B** = Banned through legislation and/or regulations

V = Voluntary provision, not nationally legislated and/or regulated

R = Restricted through legislation and/or regulations

X = Provision included in legislation and/or regulations

Advertising and Sponsorship

- V** Advertising ban (television)
- Advertising restriction
- Sponsorship ban
- Sponsorship restriction

Health Promotion and Education

- Health education curricula or programs
- Public information initiatives

Sales and Distribution Restrictions

- Free products or samples
- Tobacco sales restricted to certain locations
- Sales of smokeless tobacco prohibited
- Sales or distribution to minors prohibited
- Vending machines
- Other restrictions on tobacco sales

Tobacco Product Regulations

- Health warning on tobacco packaging
- Ingredient control: maximum nicotine yield
- Ingredient control: toxic constituents / maximum tar yield
- Ingredient disclosure on packaging

Smoke-Free Indoor Air Restrictions

- V** Aircraft (LIAT aircraft with 19 seats or fewer)
- Aircraft (international flights)
- V** Educational facilities (administrative ban)
- Government buildings
- V** Health care facilities (administrative ban)
- V** Public transportation (administrative ban)
- Workplaces
- Other public places

Other Provisions

- National committee on tobacco control

Refer to Appendix B for more information about national tobacco control provisions.

PHARMACEUTICAL TREATMENTS FOR TOBACCO DEPENDENCE

Dosage Form

Regulatory Status

Advertising Status and Comments

Key: Rx = Prescription only medicines P = Pharmacy only OTC = Over the counter N/R = Not registered

	Population (millions)			
	1995	2000	2025	2050
All adults, ages 15+	5.078	5.687	8.558	9.901
Female adults	2.496	2.797	4.213	4.901
All youth, ages 0-14	2.745	2.808	2.606	2.364
Female youth	1.351	1.379	1.277	1.156

Source: United Nations Population Division, World Population Prospects 1950-2050 (1998 revision)

Real GDP per capita (PPP), US Dollars	
1970	1536
1980	2343
1990	2166
1995	2400
1998	2824

Source: Penn World Table

SMOKING PREVALENCE

Adult (20-76 Year Olds), 1993		Youth (15-19 Year Olds), 1986		Physicians, 1986	
Males	24.3	All youth	30	Males	43
Females	17.1			Females	16.9

Adult data: Current cigarette smoking; Aono, H. et al. (1997). Prevalence of risk factors for coronary heart disease among Dominicans in the Dominican Republic: comparison with Japanese and Americans using existing data. *J Epidemiol*, 7(4), 238-243. Youth data: Daily smoking among secondary school students in Santo Domingo; Ferraros, J.M. et al. (1987). Tabaquismo y sintomas respiratorios en la poblacion escolar. *Rev Med Dominicana*, 48, 21-25. Physician data: Current smoking among physicians in Santo Domingo; Pimentel, R.D. et al. (1991). Tabaquismo en los medicos de Santo Domingo: efecto sobre la funcion respiratoria y actitud frente al habito de los pacientes. *Boletin CENISMI*, 1(8), 59-66.

SMOKING-RELATED DISEASE IMPACT

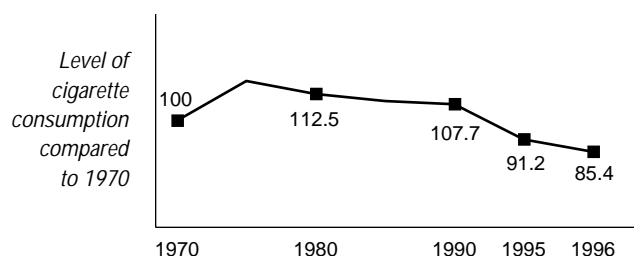
Mortality from Cancer, Respiratory and Circulatory Disease, 1990
Numbers of deaths/World age-standardized mortality rate per 100,000 population

Disease	Male		Female		Age Category	Disease	Male		Female		Age Category
	Number	Rate	Number	Rate			Number	Rate	Number	Rate	
Trachea, lung, and bronchus cancer	250	50.4	98	19.7	45+	Ischemic heart disease	—	—	—	—	
Lip, oral cavity, and pharynx cancer	94	19.5	55	11.4	45+	Stroke	—	—	—	—	
Respiratory disease	—	—	—	—		Other diseases of the circulatory system	—	—	—	—	
						All causes	—	—	—	—	

Source: Ferlay, J., Parkin, D.M., & Pisani, P. (1998). GLOBOCAN 1: Cancer Incidence and Mortality Worldwide. [CD-ROM]. International Agency for Research on Cancer.

TOBACCO ECONOMY

Annual per capita Consumption, Three Year Moving Average, 1970 = 100



Annual Cigarette Consumption

Year	Per capita Consumption (cigarette sticks)	Total Consumption (sticks in millions)
1970	918	2139
1980	1027	3380
1990	1017	4550
1995	806	4095
1997	754	4012

Annual Tobacco Trade and Agriculture Statistics

	Unit of Measurement	1970	1980	1990	1995	1998
Cigarette imports	sticks in millions	14	5	15	25	30
Cigarette exports	sticks in millions	0	0	0	0	0
Tobacco leaf imports	metric tons	1100	919	154	—	—
Tobacco leaf exports (% of total exports)	metric tons (%)	19610 (—)	20907 (4.73%)	15058 (—)	8986 (0.66%)	10511 (—)
Cigarette production	sticks in millions	2125	3375	4535	4070	—
Tobacco leaf production	metric tons	22319	37411	18328	19402	43332
Land devoted to tobacco growing (% of agricultural land)	hectares (%)	20234 (1.78%)	30205 (2.13%)	14830 (0.99%)	19383 (1.28%)	30672 (—)
Employment in tobacco manufacturing	people	850	1640	—	—	—

Cigarette Taxes and Duties

Excise tax	.47 LCU/blond cig pack; .07 LCU/dark cig pack
Sales tax	8%
Import duty	30%
Other import duties	30% selective surcharge on basic duty

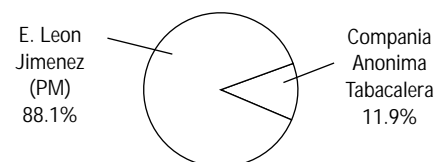
Source: USDA, 1999

Retail Price of 20 Cigarettes with Tax

Type	US \$	Local
Domestic brand	\$0.38	6.13
Foreign brand	\$0.86	14.00

Source: TMA—International Tobacco Guide (April 1999 prices)

Market Share by Cigarette Manufacturer, 1999



Source: Maxwell Report

Organizations Engaged in Tobacco Control

<p>Dr. Tabare de Los Santos BAEZ Publica Y Asistencia Social Apartado 123-9 Santo Domingo DOMINICAN REPUBLIC</p>	<p>Dr. Artemis Xiomara Feliz MESA Secretaria de Estado de Salud Publica y Asistencia Social Av. San Cristobal esquina Tiradente Santo Domingo DOMINICAN REPUBLIC Tel: (809) 549 3285</p>	
<p>Dr. Ramon Camacho BENCOSME Secretaria de Salud Santo Domingo DOMINICAN REPUBLIC Tel: (809) 565 0336 Fax: (809) 563 5787</p>	<p>Liga Dominicana Contra el Cancer Calle Bernardo Correa y Cidron No. 1 Santo Domingo DN DOMINICAN REPUBLIC Tel: (809) 689 3610 Fax: (809) 687 4269</p>	
<p>Pedro Luis CASTELLANOS OPS/OMS Edificio Cruz Roja y OPS/OMS Calle Pepillo Slacedo, Plaza de Salud Santo Domingo DOMINICAN REPUBLIC Tel: (809) 562 1519 Fax: (809) 544 0322 pcastell@dor.ops-oms.org</p>		
<p>Dominican Committee on Smoking & Health</p>		

National Tobacco Control Provisions

Key: **B** = Banned through legislation and/or regulations

R = Restricted through legislation and/or regulations

V = Voluntary provision, not nationally legislated and/or regulated

X = Provision included in legislation and/or regulations

Advertising and Sponsorship

- X** Advertising ban (coupons)
- X** Advertising restriction (television, indirect advertising)
- Sponsorship ban
- Sponsorship restriction

Health Promotion and Education

- Health education curricula or programs
- Public information initiatives

Sales and Distribution Restrictions

- V** Free products or samples
- Tobacco sales restricted to certain locations
- Sales of smokeless tobacco prohibited
- X** Sales or distribution to minors prohibited
- Vending machines
- Other restrictions on tobacco sales

Tobacco Product Regulations

- X** Health warning on tobacco packaging
- Ingredient control: maximum nicotine yield
- Ingredient control: toxic constituents / maximum tar yield
- Ingredient disclosure on packaging

Smoke-Free Indoor Air Restrictions

- Aircraft (domestic flights)
- V** Aircraft (international flights)
- Educational facilities
- Government buildings
- B** Health care facilities
- Public transportation
- B** Workplaces (offices)
- X** Other public places

Other Provisions

- V** National committee on tobacco control

Refer to Appendix B for more information about national tobacco control provisions.

PHARMACEUTICAL TREATMENTS FOR TOBACCO DEPENDENCE

Dosage Form *Regulatory Status* *Advertising Status and Comments*

Key: Rx = Prescription only medicines P = Pharmacy only OTC = Over the counter N/R = Not registered

	Population (millions)			
	1995	2000	2025	2050
All adults, ages 15+	7.287	8.368	13.583	16.956
Female adults	3.650	4.193	6.838	8.600
All youth, ages 0-14	4.173	4.278	4.213	4.234
Female youth	2.052	2.103	2.063	2.068

Source: United Nations Population Division, World Population Prospects 1950-2050 (1998 revision)

Real GDP per capita (PPP), US Dollars	
1970	1789
1980	3238
1990	2755
1995	2890
1998	2894

Source: Penn World Table

SMOKING PREVALENCE

Adult (18 Years & Older), 1991		Youth (9-15 Year Olds), 1994		Health Professionals	
Males	46.6	Males	12.7	Males	—
Females	18.3	Females	3.9	Females	—

Adult data: Current cigarette smoking ("Do you smoke cigarettes now?") in Quito and Guayaquil; Ockene, J.K. et al. (1996). Smoking in Ecuador: prevalence, knowledge, and attitudes. *Tob Control*, 5, 121-126; a 1995 study among 12-49 year olds found that 28.3% of the population were current smokers (PAHO).

Youth data: Regular and occasional smoking; Padgett, D.I. et al. (1998). Ecuadorian adolescents and cigarette smoking: a cross-sectional survey. *Rev Panam Salud Publica*, 4(2), 87-92.

Health professional data: No data available.

SMOKING-RELATED DISEASE IMPACT

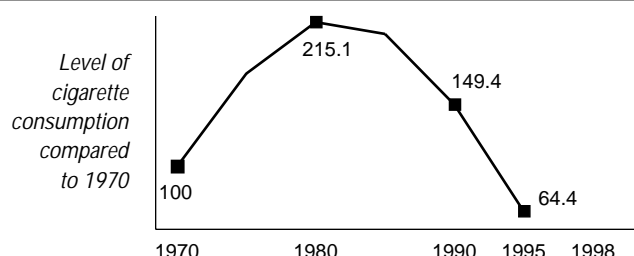
Mortality from Cancer, Respiratory and Circulatory Disease, 1995
Numbers of deaths/World age-standardized mortality rate per 100,000 population

Disease	Male		Female		Age Category	Disease	Male		Female		Age Category
	Number	Rate	Number	Rate			Number	Rate	Number	Rate	
Trachea, lung, and bronchus cancer	239	18.2	170	11.4	35+	Ischemic heart disease	742	54.8	510	31.9	35+
Lip, oral cavity, and pharynx cancer	27	2.1	27	1.7	35+	Stroke	1350	99.7	1228	76.7	35+
Respiratory disease	645	46.8	481	29.2	35+	Other diseases of the circulatory system	2234	163.5	2279	139.5	35+
						All causes	19985	1445.6	15749	987.2	35+

Source: World Health Organization. (1998). *World Health Statistics Annual, 1996*. Geneva, Switzerland.

TOBACCO ECONOMY

Annual per capita Consumption, Three Year Moving Average, 1970 = 100



Annual Cigarette Consumption

Year	Per capita Consumption (cigarette sticks)	Total Consumption (sticks in millions)
1970	417	1386
1980	842	3833
1990	663	4157
1995	232	1692
1998	—	—

Annual Tobacco Trade and Agriculture Statistics

	Unit of Measurement	1970	1980	1990	1995	1998
Cigarette imports	sticks in millions	119	1	—	18	44
Cigarette exports	sticks in millions	28	26	443	60	79
Tobacco leaf imports	metric tons	477	1603	2	19	656
Tobacco leaf exports (% of total exports)	metric tons (%)	102 (0.24%)	241 (0.05%)	702 (0.08%)	745 (0.11%)	736 (—)
Cigarette production	sticks in millions	1295	3858	4600	1734	—
Tobacco leaf production	metric tons	2160	3277	2553	1625	1816
Land devoted to tobacco growing (% of agricultural land)	hectares (%)	2341 (0.09%)	2293 (0.09%)	1040 (0.04%)	670 (0.02%)	700 (—)
Employment in tobacco manufacturing	people	233	1191	750	376	—

Cigarette Taxes and Duties

Excise tax	10%
Import duty	25%
Other import duties	0.60%
Other import duties	75%-light tobacco & 18%-dark tobacco

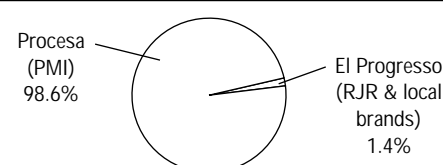
Source: USDA, 1999

Retail Price of 20 Cigarettes with Tax

Type	US \$	Local
Domestic brand	\$0.53	600.00
Foreign brand	\$0.62	700.00

Source: EIU, Autumn 1999

Market Share by Cigarette Manufacturer, 1999



Source: Maxwell Report

Organizations Engaged in Tobacco Control

<p>Ecuadoran Lung Association</p> <hr/> <p>Dr. Carlos L. Salvador GARCIA Interinstitutional Committee Against Smoking Eloy Alfaro 516 y Alemania - Quinto Piso Quito ECUADOR Tel: (593-2) 526 278 Fax: (593-2) 501 971 drsalvad@hoy.net</p> <hr/> <p>Dr. Julio Villacreses GUILLEM Departamento de Comunicacion y Educacion para la Salud Sociedad de Lucha Contra el Cancer de Manabi Nucleo de Portoviejo, Portoviejo Manabi ECUADOR Tel: (593) 637 687 depcomsolca@hotmail.com</p> <hr/>	<p>Hugo NOBOA OPS-OMS Oficina Sanitaria Panamericana San Javier 295 y Francisco de Orellana Quito ECUADOR Tel: (593-2) 529 241 Fax: (593-2) 502 830</p> <hr/> <p>"Our Young" Foundation</p> <hr/> <p>The Seventh Day Adventist Church</p> <hr/>	
---	---	--

National Tobacco Control Provisions

Key: **B** = Banned through legislation and/or regulations

R = Restricted through legislation and/or regulations

V = Voluntary provision, not nationally legislated and/or regulated

X = Provision included in legislation and/or regulations

Advertising and Sponsorship

- X** Advertising ban (coupons, targeting youth)
- X** Advertising restriction (indirect advertising, radio & television)
- Sponsorship ban
- Sponsorship restriction

Health Promotion and Education

- V** Health education curricula or programs
- X** Public information initiatives

Sales and Distribution Restrictions

- Free products or samples
- Tobacco sales restricted to certain locations
- Sales of smokeless tobacco prohibited
- X** Sales or distribution to minors prohibited
- Vending machines
- X** Other restrictions on tobacco sales

Tobacco Product Regulations

- X** Health warning on tobacco packaging
- Ingredient control: maximum nicotine yield
- Ingredient control: toxic constituents / maximum tar yield
- Ingredient disclosure on packaging

Smoke-Free Indoor Air Restrictions

- B** Aircraft (domestic flights)
- R** Aircraft (international flights)
- B** Educational facilities
- Government buildings
- B** Health care facilities
- B** Public transportation (buses & taxis)
- B** Workplaces (working areas)
- X** Other public places

Other Provisions

- X** National committee on tobacco control

Refer to Appendix B for more information about national tobacco control provisions.

PHARMACEUTICAL TREATMENTS FOR TOBACCO DEPENDENCE

<i>Dosage Form</i>	<i>Regulatory Status</i>	<i>Advertising Status and Comments</i>
Nicotine gum	Rx	Advertised only to medical professionals
Nicotine patch	Rx	Advertised only to medical professionals

Key: Rx = Prescription only medicines P = Pharmacy only OTC = Over the counter N/R = Not registered

	Population (millions)			
	1995	2000	2025	2050
All adults, ages 15+	3.549	4.042	6.736	8.904
Female adults	1.850	2.098	3.454	4.548
All youth, ages 0-14	2.120	2.234	2.326	2.333
Female youth	1.042	1.097	1.138	1.140

Source: United Nations Population Division, World Population Prospects 1950-2050 (1998 revision)

Real GDP per capita (PPP), US Dollars	
1970	1810
1980	2014
1990	1824
1995	2130
1998	2192

Source: Penn World Table

SMOKING PREVALENCE

Adult (18 Years & Older), 1988		Young Adults (30-39 Year Olds), 1988		Health Professionals	
Males	38	All young adults	28	Males	—
Females	12			Females	—

Adult data: Current smoking in urban areas; Gallup Organization, Inc. (1988). *The incidence of smoking in Central and South America*. Conducted for the American Cancer Society.Young adult data: Current smoking in urban areas; WHO. (1997). *Tobacco or health: a global status report*. Geneva.

Health professional data: No data available.

SMOKING-RELATED DISEASE IMPACT

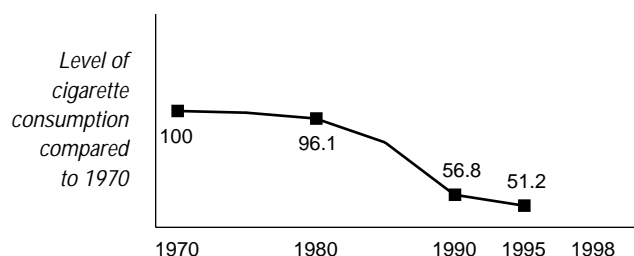
Mortality from Cancer, Respiratory and Circulatory Disease, 1990
Numbers of deaths/World age-standardized mortality rate per 100,000 population

Disease	Male		Female		Age Category	Disease	Male		Female		Age Category
	Number	Rate	Number	Rate			Number	Rate	Number	Rate	
Trachea, lung, and bronchus cancer	77	22.5	68	16.6	45+	Ischemic heart disease	—	—	—	—	
Lip, oral cavity, and pharynx cancer	44	13.2	27	7.0	45+	Stroke	—	—	—	—	
Respiratory disease	—	—	—	—		Other diseases of the circulatory system	—	—	—	—	
						All causes	—	—	—	—	

Source: Ferlay, J., Parkin, D.M., & Pisani, P. (1998). GLOBOCAN 1: Cancer Incidence and Mortality Worldwide. [CD-ROM]. International Agency for Research on Cancer.

TOBACCO ECONOMY

Annual per capita Consumption, Three Year Moving Average, 1970 = 100



Annual Cigarette Consumption

Year	Per capita Consumption (cigarette sticks)	Total Consumption (sticks in millions)
1970	1022	1972
1980	1021	2576
1990	548	1657
1995	516	1832
1998	—	—

Annual Tobacco Trade and Agriculture Statistics

	Unit of Measurement	1970	1980	1990	1995	1998
Cigarette imports	sticks in millions	532	20	2	728	1117
Cigarette exports	sticks in millions	1	14	—	597	14
Tobacco leaf imports	metric tons	1103	1023	499	691	400
Tobacco leaf exports (% of total exports)	metric tons (%)	48 (0.02%)	1522 (0.33%)	38 (0.05%)	109 (0.06%)	669 (—)
Cigarette production	sticks in millions	1441	2570	1655	1701	—
Tobacco leaf production	metric tons	1130	4025	740	1240	1038
Land devoted to tobacco growing (% of agricultural land)	hectares (%)	650 (0.10%)	2354 (0.29%)	562 (0.07%)	840 (0.10%)	580 (—)
Employment in tobacco manufacturing	people	319	492	—	250	—

Cigarette Taxes and Duties

Sales tax	42.50%
Sales tax	5% stamp tax in addition to net value
Import duty	20%

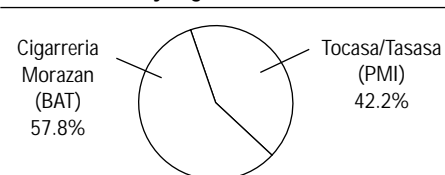
Source: USDA, 1999

Retail Price of 20 Cigarettes with Tax

Type	US \$	Local
Average price	\$0.75	6.58

Source: TMA—International Tobacco Guide (1999 prices)

Market Share by Cigarette Manufacturer, 1999



Source: Maxwell Report

Organizations Engaged in Tobacco Control

Cesar Ernesto GUZMAN
RIA-Red de Informacio Antitabaquica
Apartado Postal 2630 - Centro de Gobierno
San Salvador C.P. 01117
EL SALVADOR
Tel: (503) 245 1155

Instituto del Cancer de El Salvador
1a calle Poniente y 33a avenida Norte
San Salvador
EL SALVADOR
Tel: (503) 260 7274
Fax: (503) 260 7213

Ministry of Health and Social Welfare
Department of Mental Health

National Tobacco Control Provisions

Key: **B** = Banned through legislation and/or regulations

V = Voluntary provision, not nationally legislated and/or regulated

R = Restricted through legislation and/or regulations

X = Provision included in legislation and/or regulations

Advertising and Sponsorship

- X** Advertising ban (targeting youth)
- X** Advertising restriction (billboards & television)
- Sponsorship ban
- X** Sponsorship restriction (sporting events)

Health Promotion and Education

- Health education curricula or programs
- X** Public information initiatives

Sales and Distribution Restrictions

- Free products or samples
- Tobacco sales restricted to certain locations
- Sales of smokeless tobacco prohibited
- X** Sales or distribution to minors prohibited
- Vending machines
- Other restrictions on tobacco sales

Tobacco Product Regulations

- X** Health warning on tobacco packaging
- Ingredient control: maximum nicotine yield
- Ingredient control: toxic constituents / maximum tar yield
- Ingredient disclosure on packaging

Smoke-Free Indoor Air Restrictions

- V** Aircraft (TACA airlines)
- Aircraft (international flights)
- B** Educational facilities
- B** Government buildings (Ministry of Health buildings)
- B** Health care facilities (Ministry of Health buildings & others)
- B** Public transportation (buses)
- R** Workplaces
- X** Other public places

Other Provisions

National committee on tobacco control

Refer to Appendix B for more information about national tobacco control provisions.

PHARMACEUTICAL TREATMENTS FOR TOBACCO DEPENDENCE

Dosage Form

Regulatory Status

Advertising Status and Comments

Key: Rx = Prescription only medicines P = Pharmacy only OTC = Over the counter N/R = Not registered

	Population (millions)			
	1995	2000	2025	2050
Total	0.092	0.094	0.105	0.115
Females	0.046	0.047	0.053	0.058
Males	0.046	0.047	0.052	0.057

Source: Food and Agriculture Organization of the United Nations

Real GDP per capita (PPP), US Dollars	
1977	1442
1980	1624
1990	2881
1995	2985
1996	3096

Source: Penn World Table

SMOKING PREVALENCE

Adult		Youth (10-18 Year Olds), 1998		Health Professionals	
Males	—	All youth, 10-12 yrs.	0.5	Males	—
Females	—	All youth, 13-18 yrs.	1.5	Females	—

Adult data: No data available.

Youth data: Monthly, weekly or daily cigarette smoking among youth in Antigua, Dominica, Grenada and Jamaica, combined (1998 is date of publication); Pigott, S. et al. (1998). *Caribbean Adolescent Health Survey: Antigua, Dominica, Grenada, Jamaica*. WHO Collaborating Center on Adolescent Health.

Health professional data: No data available.

SMOKING-RELATED DISEASE IMPACT

Mortality from Cancer, Respiratory and Circulatory Disease

Numbers of deaths/World age-standardized mortality rate per 100,000 population

Disease	Male		Female		Age Category	Disease	Male		Female		Age Category
	Number	Rate	Number	Rate			Number	Rate	Number	Rate	
Trachea, lung, and bronchus cancer	—	—	—	—		Ischemic heart disease	—	—	—	—	
Lip, oral cavity, and pharynx cancer	—	—	—	—		Stroke	—	—	—	—	
Respiratory disease	—	—	—	—		Other diseases of the circulatory system	—	—	—	—	
						All causes	—	—	—	—	

TOBACCO ECONOMY

Annual per capita Consumption, Three Year Moving Average

Level of cigarette consumption	1970	1980	1990	1995	1998
	No data available.				

Annual Cigarette Consumption

Year	Per capita Consumption (cigarette sticks)	Total Consumption (sticks in millions)
1971	—	43
1980	—	25
1990	—	26
1995	—	—
1998	—	—

Annual Tobacco Trade and Agriculture Statistics

	Unit of Measurement	1970	1980	1990	1995	1998
Cigarette imports	sticks in millions	16	5	4	30	20
Cigarette exports	sticks in millions	0	0	0	0	0
Tobacco leaf imports	metric tons	38	28	27	11	30
Tobacco leaf exports (% of total exports)	metric tons (%)	—	—	—	—	—
Cigarette production	sticks in millions	—	20	22	—	—
Tobacco leaf production	metric tons	—	—	—	—	—
Land devoted to tobacco growing (% of agricultural land)	hectares (%)	—	—	—	—	—
Employment in tobacco manufacturing	people	—	—	—	17	—

Cigarette Taxes and Duties

Excise tax	—
Sales tax	—
Import duty	—

Retail Price of 20 Cigarettes with Tax

Type	US \$	Local
Domestic brand	—	—
Foreign brand	—	—

Market Share by Cigarette Manufacturer

No data available.

Organizations Engaged in Tobacco Control

Dave ALEXANDER
Drug Avoidance Office
Health Education Department
Ministry of Education/Ministry of Health
St. George's
GRENADA
Tel: (473) 440 7911
Fax: (473) 440 6650

Rosy BHOLA
Health Education Department
Ministry of Health
Ministerial Complex, Botanical Gardens
St. George's
GRENADA
Tel: (473)440 2649, 440 2846
Fax: (473)440 4127
mio_healthgrenada@caribsurf.com

Permanent Secretary
Ministry of Health
Carenage
St. George's
GRENADA
Tel: (473) 440 2649, 440 3485
Fax: (473) 440 4127

National Tobacco Control Provisions

Key: **B** = Banned through legislation and/or regulations

V = Voluntary provision, not nationally legislated and/or regulated

R = Restricted through legislation and/or regulations

X = Provision included in legislation and/or regulations

Advertising and Sponsorship

Advertising ban
Advertising restriction
Sponsorship ban
Sponsorship restriction

Health Promotion and Education

Health education curricula or programs
V Public information initiatives

Sales and Distribution Restrictions

Free products or samples
Tobacco sales restricted to certain locations
Sales of smokeless tobacco prohibited
Sales or distribution to minors prohibited
Vending machines
Other restrictions on tobacco sales

Tobacco Product Regulations

Health warning on tobacco packaging
Ingredient control: maximum nicotine yield
Ingredient control: toxic constituents / maximum tar yield
Ingredient disclosure on packaging

Smoke-Free Indoor Air Restrictions

Aircraft (domestic flights)
Aircraft (international flights)
B Educational facilities (smoking by students)
Government buildings
V Health care facilities
V Public transportation (buses)
V Workplaces
V Other public places

Other Provisions

National committee on tobacco control

Refer to Appendix B for more information about national tobacco control provisions.

PHARMACEUTICAL TREATMENTS FOR TOBACCO DEPENDENCE

Dosage Form

Regulatory Status

Advertising Status and Comments

Key: Rx = Prescription only medicines P = Pharmacy only OTC = Over the counter N/R = Not registered

	Population (millions)			
	1995	2000	2025	2050
All adults, ages 15+	5.482	6.420	13.474	21.005
Female adults	2.739	3.215	6.776	10.600
All youth, ages 0-14	4.494	4.965	6.342	6.160
Female youth	2.201	2.430	3.102	3.009

Source: United Nations Population Division, World Population Prospects 1950-2050 (1998 revision)

Real GDP per capita (PPP), US Dollars	
1970	2028
1980	2574
1990	2127
1995	2357
1998	2457

Source: Penn World Table

SMOKING PREVALENCE

Adult (15 Years & Older), 1989		Youth (10-14 Year Olds), 1989		Medical Students & Physicians, 1987	
Males	37.8	Males	12.1	Males	34
Females	17.7	Females	3.4	Females	36

Adult data: Current daily and occasional smoking in urban areas measured by the 1989 National Survey on Smoking; Arango, L. (1989). *Encuesta nacional de tabaquismo*. Comision Nacional de Lucha contra el Tabaco. Youth data: Ever smoking measured by the 1989 National Survey on Smoking; Arango, L. (1989). *Encuesta nacional de tabaquismo*. Comision Nacional de Lucha contra el Tabaco. Medical student and physician data: Current smoking among faculty and senior students of the University of San Carlos, School of Medicine; Morales-Linares, J.C. (1987). *Tabaquismo: determinacion de al prevalencia y el grado de informacion sobre tabaquismo en estuclucates y docentes de la facultad de Ciencias Medicas de la Universidad de San Carlos* (thesis).

SMOKING-RELATED DISEASE IMPACT

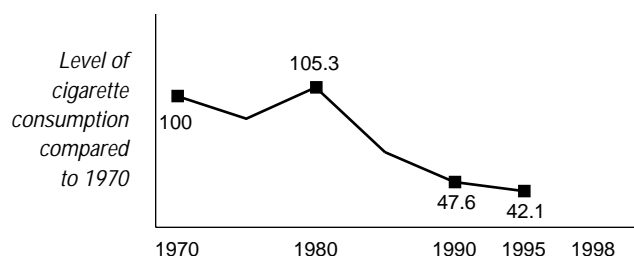
Mortality from Cancer, Respiratory and Circulatory Disease, 1990
Numbers of deaths/World age-standardized mortality rate per 100,000 population

Disease	Male		Female		Age Category	Disease	Male		Female		Age Category
	Number	Rate	Number	Rate			Number	Rate	Number	Rate	
Trachea, lung, and bronchus cancer	378	67.6	161	27.1	45+	Ischemic heart disease	—	—	—	—	
Lip, oral cavity, and pharynx cancer	92	16.4	38	6.3	45+	Stroke	—	—	—	—	
Respiratory disease	—	—	—	—		Other diseases of the circulatory system	—	—	—	—	
						All causes	—	—	—	—	

Source: Ferlay, J., Parkin, D.M., & Pisani, P. (1998). GLOBOCAN 1: Cancer Incidence and Mortality Worldwide. [CD-ROM]. International Agency for Research on Cancer.

TOBACCO ECONOMY

Annual per capita Consumption, Three Year Moving Average, 1970 = 100



Annual Cigarette Consumption

Year	Per capita Consumption (cigarette sticks)	Total Consumption (sticks in millions)
1970	718	2039
1980	723	2664
1990	413	1955
1995	464	2544
1998	—	—

Annual Tobacco Trade and Agriculture Statistics

	Unit of Measurement	1970	1980	1990	1995	1998
Cigarette imports	sticks in millions	11	10	—	539	—
Cigarette exports	sticks in millions	958	45	—	611	—
Tobacco leaf imports	metric tons	450	1679	322	127	643
Tobacco leaf exports (% of total exports)	metric tons (%)	1179 (0.19%)	6096 (1.10%)	8360 (1.81%)	5439 (0.93%)	12775 (—)
Cigarette production	sticks in millions	2986	2699	1955	2616	—
Tobacco leaf production	metric tons	5193	10497	11151	10720	20440
Land devoted to tobacco growing (% of agricultural land)	hectares (%)	4150 (0.27%)	5913 (0.34%)	9908 (0.56%)	8210 (0.43%)	8873 (—)
Employment in tobacco manufacturing	people	—	1053	—	771	—

Cigarette Taxes and Duties

Sales tax	10%
Sales tax	44% luxury tax on all imports
Import duty	17%-20%

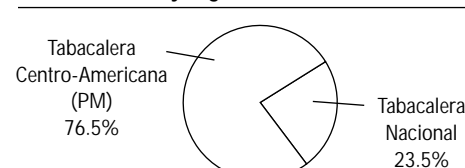
Source: USDA, 1999

Retail Price of 20 Cigarettes with Tax

Type	US \$	Local
Domestic brand	\$0.86	6.70
Foreign brand	\$1.03	8.00

Source: EIU, Autumn 1999

Market Share by Cigarette Manufacturer, 1999



Source: Maxwell Report

Organizations Engaged in Tobacco Control

Leon ARANGO
Association Against Tobacco of Guatemala
14 Avenida 17-20 Zona 10
Guatemala 01010
GUATEMALA
Tel: (502) 368 3016
Fax: (502) 363 0711
arango@terra.com.gt

Gustavo BERGONZOLI
OPS-OMS, Oficina Sanitaria Panamericana
Edificio Etisa, Plazuela Espana
7A. Avenida 12-23, Zona 9
Guatemala
GUATEMALA
Tel: (502) 331 0583
Fax: (502) 334 3804
gustavob@gut.ops-oms.org

Dr. Mario BOLANOS
Ministry of Public Health
6 ave 3-45, Zona 11
Guatemala
GUATEMALA
Tel: (502-2) 475 2121, 475 2122

Dr. Fernando Morales de LA CRUZ
Quit and Win 2000 Representative
Strategic Information Group
Avenida Reforma 10-00
Zona 9 of. 9a
GUATEMALA
Tel: (502) 362 6036
Fax: (502) 362 6040
ceo@globalinfogroup.com

Lic Mario Garcia REGAS
Procuraduria General de la Nacion
Tel: (502-2) 334 7274
Fax: (502-2) 331 1011

Dr. Ana Lucia Garces Del VALLE
Dept. of Prevention, Education & Health
Education
National League Against Cancer (PIENSA)
6a ave. 6-58 zona 11
Guatemala City
GUATEMALA
Tel & Fax: (502-2) 440 4638
piensa@concyt.gob.gt

National Tobacco Control Provisions

Key: **B** = Banned through legislation and/or regulations

V = Voluntary provision, not nationally legislated and/or regulated

R = Restricted through legislation and/or regulations

X = Provision included in legislation and/or regulations

Advertising and Sponsorship

Advertising ban
Advertising restriction
Sponsorship ban
Sponsorship restriction

Health Promotion and Education

V Health education curricula or programs
V Public information initiatives

Sales and Distribution Restrictions

Free products or samples
Tobacco sales restricted to certain locations
Sales of smokeless tobacco prohibited
X Sales or distribution to minors prohibited
Vending machines
Other restrictions on tobacco sales

Tobacco Product Regulations

X Health warning on tobacco packaging
Ingredient control: maximum nicotine yield
Ingredient control: toxic constituents / maximum tar yield
X Ingredient disclosure on packaging

Smoke-Free Indoor Air Restrictions

V Aircraft (Aviateca Airlines)
Aircraft (international flights)
B Educational facilities
B Government buildings (areas accessible to the public)
B Health care facilities
B Public transportation (buses & taxis)
B Workplaces (areas accessible to the public)
X Other public places

Other Provisions

V National committee on tobacco control

Refer to Appendix B for more information about national tobacco control provisions.

PHARMACEUTICAL TREATMENTS FOR TOBACCO DEPENDENCE

Dosage Form

Regulatory Status

Advertising Status and Comments

Key: Rx = Prescription only medicines P = Pharmacy only OTC = Over the counter N/R = Not registered

	Population (millions)			
	1995	2000	2025	2050
All adults, ages 15+	0.561	0.604	0.813	0.939
Female adults	0.287	0.309	0.416	0.482
All youth, ages 0-14	0.269	0.257	0.232	0.227
Female youth	0.133	0.127	0.114	0.111

Source: United Nations Population Division, World Population Prospects 1950-2050 (1998 revision)

Real GDP per capita (PPP), US Dollars	
1970	1816
1980	1927
1990	1094
1995	1488
1998	—

Source: Penn World Table

SMOKING PREVALENCE

Adult		Youth		Health Professionals	
Males	—	Males	—	Males	—
Females	—	Females	—	Females	—

Adult data: No data available.

Youth data: No data available.

Health professional data: No data available.

SMOKING-RELATED DISEASE IMPACT

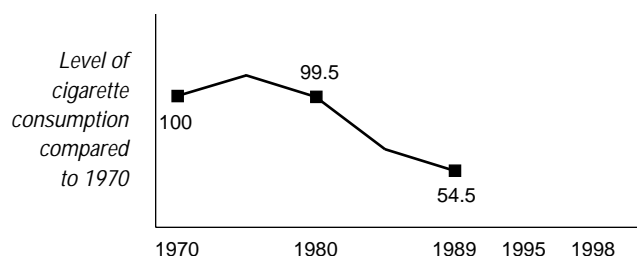
Mortality from Cancer, Respiratory and Circulatory Disease, 1994
Numbers of deaths/World age-standardized mortality rate per 100,000 population

Disease	Male		Female		Age Category	Disease	Male		Female		Age Category
	Number	Rate	Number	Rate			Number	Rate	Number	Rate	
Trachea, lung, and bronchus cancer	10	12.1	8	7.9	35+	Ischemic heart disease	234	280.9	187	182.9	35+
Lip, oral cavity, and pharynx cancer	4	4.5	0	0.0	35+	Stroke	324	400.5	280	279.9	35+
Respiratory disease	55	65.8	29	26.2	35+	Other diseases of the circulatory system	236	293.4	254	248.7	35+
						All causes	1628	1910.7	1308	1265.0	35+

Source: World Health Organization. (1998). *World Health Statistics Annual, 1996*. Geneva, Switzerland.

TOBACCO ECONOMY

Annual per capita Consumption, Three Year Moving Average, 1970 = 100



Annual Cigarette Consumption

Year	Per capita Consumption (cigarette sticks)		Total Consumption (sticks in millions)	
	Per capita Consumption (cigarette sticks)	Total Consumption (sticks in millions)	Per capita Consumption (cigarette sticks)	Total Consumption (sticks in millions)
1970	1318	489	1318	489
1980	1339	600	1339	600
1990	625	330	625	330
1994	590	326	590	326
1998	—	—	—	—

Annual Tobacco Trade and Agriculture Statistics

	Unit of Measurement	1970	1980	1990	1995	1998
Cigarette imports	sticks in millions	15	22	83	—	—
Cigarette exports	sticks in millions	—	—	—	—	—
Tobacco leaf imports	metric tons	357	314	200	—	—
Tobacco leaf exports (% of total exports)	metric tons (%)	—	—	—	—	—
Cigarette production	sticks in millions	474	578	247	—	—
Tobacco leaf production	metric tons	103	100	100	—	—
Land devoted to tobacco growing (% of agricultural land)	hectares (%)	95 (0.03%)	100 (0.02%)	100 (0.02%)	—	—
Employment in tobacco manufacturing	people	241	199	—	—	—

Cigarette Taxes and Duties

Consumption tax	85% at the ex-factory level
Import duty	100%

Source: TMA—International Tobacco Guide

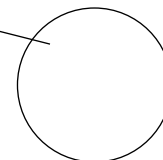
Retail Price of 20 Cigarettes with Tax

Type	US \$	Local
Average price	\$0.61	87.50

Source: TMA—International Tobacco Guide (1997 prices)

Market Share by Cigarette Manufacturer, 1998

Demerara
Tobacco Co.
(BAT)
100%



Source: TMA—International Tobacco Guide

Organizations Engaged in Tobacco Control

Glenda MAYNARD
 c/o PAHO/WHO Office
 Lot 8 Brickdam, Stabroek
 P.O. Box 10969
 Georgetown
 GUYANA
 Tel: (592-2) 751 591
 Fax: (592-2) 666 54

National Tobacco Control Provisions

Key: **B** = Banned through legislation and/or regulations

V = Voluntary provision, not nationally legislated and/or regulated

R = Restricted through legislation and/or regulations

X = Provision included in legislation and/or regulations

Advertising and Sponsorship

Advertising ban
 Advertising restriction
 Sponsorship ban
 Sponsorship restriction

Health Promotion and Education

V Health education curricula or programs
 Public information initiatives

Sales and Distribution Restrictions

Free products or samples
 Tobacco sales restricted to certain locations
 Sales of smokeless tobacco prohibited
 Sales or distribution to minors prohibited
 Vending machines
 Other restrictions on tobacco sales

Tobacco Product Regulations

V Health warning on tobacco packaging
 Ingredient control: maximum nicotine yield
 Ingredient control: toxic constituents / maximum tar yield
 Ingredient disclosure on packaging

Smoke-Free Indoor Air Restrictions

Aircraft (domestic flights)
 Aircraft (international flights)
 Educational facilities
 Government buildings
 Health care facilities
 Public transportation
 Workplaces

R Cinemas

Other Provisions

National committee on tobacco control

Refer to Appendix B for more information about national tobacco control provisions.

PHARMACEUTICAL TREATMENTS FOR TOBACCO DEPENDENCE

Dosage Form

Regulatory Status

Advertising Status and Comments

Key: Rx = Prescription only medicines P = Pharmacy only OTC = Over the counter N/R = Not registered

	Population (millions)			
	1995	2000	2025	2050
All adults, ages 15+	4.297	4.874	8.285	11.767
Female adults	2.235	2.533	4.268	5.991
All youth, ages 0-14	3.263	3.348	3.703	3.407
Female youth	1.609	1.650	1.818	1.667

Source: United Nations Population Division, World Population Prospects 1950-2050 (1998 revision)

Real GDP per capita (PPP), US Dollars	
1970	834
1980	1033
1990	817
1995	624
1997	621

Source: Penn World Table

SMOKING PREVALENCE

Adult (12-45 Year Olds), 1990		Youth (12-14 Year Olds), 1990		Health Professionals	
Males	10.7	All youth, lifetime	3.4	Males	—
Females	8.6	All youth, current	0.7	Females	—

Adult data: Current tobacco use; Narcotics Awareness and Education Project (NAE). (1991). *National study of drug prevalence and attitudes toward drug use in Haiti*. Haiti: Development Associates, Inc.Youth data: Lifetime or current tobacco use; Narcotics Awareness and Education Project (NAE). (1991). *National study of drug prevalence and attitudes toward drug use in Haiti*. Haiti: Development Associates, Inc.

Health professional data: No data available.

SMOKING-RELATED DISEASE IMPACT

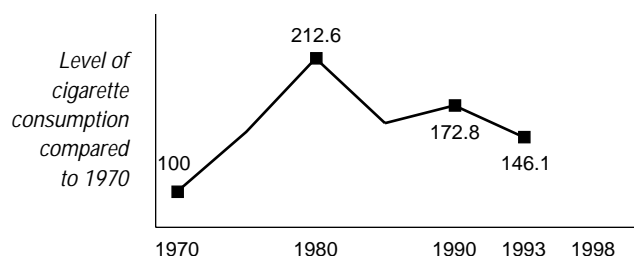
Mortality from Cancer, Respiratory and Circulatory Disease, 1990
Numbers of deaths/World age-standardized mortality rate per 100,000 population

Disease	Male		Female		Age Category	Disease	Male		Female		Age Category
	Number	Rate	Number	Rate			Number	Rate	Number	Rate	
Trachea, lung, and bronchus cancer	444	96.6	192	35.5	45+	Ischemic heart disease	—	—	—	—	
Lip, oral cavity, and pharynx cancer	84	18.3	36	6.9	45+	Stroke	—	—	—	—	
Respiratory disease	—	—	—	—		Other diseases of the circulatory system	—	—	—	—	
						All causes	—	—	—	—	

Source: Ferlay, J., Parkin, D.M., & Pisani, P. (1998). GLOBOCAN 1: Cancer Incidence and Mortality Worldwide. [CD-ROM]. International Agency for Research on Cancer.

TOBACCO ECONOMY

Annual per capita Consumption, Three Year Moving Average, 1970 = 100



Annual Cigarette Consumption

Year	Per capita Consumption (cigarette sticks)	Total Consumption (sticks in millions)
1970	158	421
1980	351	1114
1990	282	1087
1994	172	722
1998	—	—

Annual Tobacco Trade and Agriculture Statistics

	Unit of Measurement	1970	1980	1990	1995	1998
Cigarette imports	sticks in millions	0	20	60	—	—
Cigarette exports	sticks in millions	0	0	0	0	0
Tobacco leaf imports	metric tons	128	1109	100	300	350
Tobacco leaf exports (% of total exports)	metric tons (%)	—	—	—	—	—
Cigarette production	sticks in millions	421	1094	1027	—	—
Tobacco leaf production	metric tons	170	386	700	530	550
Land devoted to tobacco growing (% of agricultural land)	hectares (%)	150 (0.02%)	455 (0.05%)	540 (0.06%)	410 (0.05%)	400 (—)
Employment in tobacco manufacturing	people	180	326	—	—	—

Cigarette Taxes and Duties

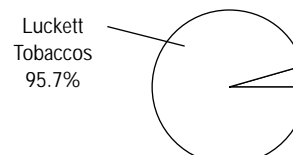
Surcharge	4%-6% of duty-paid customs value
Import duty	1.90 LCU/100 cig or 130%
Economic liberation tax	2% on imports

Source: TMA—International Tobacco Guide

Retail Price of 20 Cigarettes with Tax

Type	US \$	Local
Domestic brand	—	—
Foreign brand	—	—

Market Share by Cigarette Manufacturer, 1998



Source: TMA—International Tobacco Guide

Organizations Engaged in Tobacco Control

--	--	--

National Tobacco Control Provisions

Key: **B** = Banned through legislation and/or regulations

V = Voluntary provision, not nationally legislated and/or regulated

R = Restricted through legislation and/or regulations

X = Provision included in legislation and/or regulations

Advertising and Sponsorship

Advertising ban
Advertising restriction
Sponsorship ban
Sponsorship restriction

Health Promotion and Education

Health education curricula or programs
Public information initiatives

Sales and Distribution Restrictions

Free products or samples
Tobacco sales restricted to certain locations
Sales of smokeless tobacco prohibited
Sales or distribution to minors prohibited
Vending machines
Other restrictions on tobacco sales

Tobacco Product Regulations

Health warning on tobacco packaging
Ingredient control: maximum nicotine yield
Ingredient control: toxic constituents / maximum tar yield
Ingredient disclosure on packaging

Smoke-Free Indoor Air Restrictions

Aircraft (domestic flights)
Aircraft (international flights)
Educational facilities
Government buildings
Health care facilities
Public transportation
Workplaces
Other public places

Other Provisions

National committee on tobacco control

PHARMACEUTICAL TREATMENTS FOR TOBACCO DEPENDENCE

Dosage Form

Regulatory Status

Advertising Status and Comments

Key: Rx = Prescription only medicines P = Pharmacy only OTC = Over the counter N/R = Not registered

	Population (millions)			
	1995	2000	2025	2050
All adults, ages 15+	3.179	3.783	7.622	10.937
Female adults	1.590	1.892	3.807	5.487
All youth, ages 0-14	2.475	2.702	3.034	2.983
Female youth	1.215	1.325	1.487	1.460

Source: United Nations Population Division, World Population Prospects 1950-2050 (1998 revision)

Real GDP per capita (PPP), US Dollars	
1970	1237
1980	1519
1990	1377
1995	1385
1997	1424

Source: Penn World Table

SMOKING PREVALENCE

Adult (18 Years & Older), 1988		Youth, 1989		Health Professionals	
Males	36	Males	77.2	Males	—
Females	11	Females	22.9	Females	—

Adult data: Current smoking in urban areas; Gallup Organization, Inc. (1988). *The incidence of smoking in Central and Latin America*. Conducted for the American Cancer Society.

Youth data: Ever smoking among secondary school students in Valle and Choluteca; Amaya-Aleman, D.D. et al. (1990). Prevalencia de alcoholismo y tabaquismo en estudiantes de educacion secundaria de Valle y Choluteca. *Previa opcion al titulo de doctor en medicina y cirugia*. Tegucigalpa.

Health professional data: No data available.

SMOKING-RELATED DISEASE IMPACT

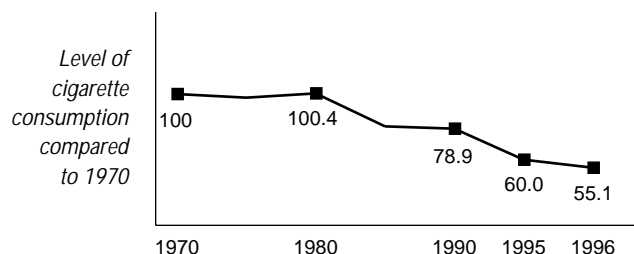
Mortality from Cancer, Respiratory and Circulatory Disease, 1990
Numbers of deaths/World age-standardized mortality rate per 100,000 population

Disease	Male		Female		Age Category	Disease	Male		Female		Age Category
	Number	Rate	Number	Rate			Number	Rate	Number	Rate	
Trachea, lung, and bronchus cancer	180	67.6	80	27.1	45+	Ischemic heart disease	—	—	—	—	
Lip, oral cavity, and pharynx cancer	45	16.4	18	6.3	45+	Stroke	—	—	—	—	
Respiratory disease	—	—	—	—		Other diseases of the circulatory system	—	—	—	—	
						All causes	—	—	—	—	

Source: Ferlay, J., Parkin, D.M., & Pisani, P. (1998). GLOBOCAN 1: Cancer Incidence and Mortality Worldwide. [CD-ROM]. International Agency for Research on Cancer.

TOBACCO ECONOMY

Annual per capita Consumption, Three Year Moving Average, 1970 = 100



Annual Cigarette Consumption

Year	Per capita Consumption (cigarette sticks)	Total Consumption (sticks in millions)
1970	1250	1679
1980	1327	2500
1990	1081	2890
1995	760	2415
1997	595	2028

Annual Tobacco Trade and Agriculture Statistics

	Unit of Measurement	1970	1980	1990	1995	1998
Cigarette imports	sticks in millions	413	30	28	28	—
Cigarette exports	sticks in millions	0	5	0	1	—
Tobacco leaf imports	metric tons	104	281	490	1197	6747
Tobacco leaf exports (% of total exports)	metric tons (%)	2181 (1.33%)	4566 (1.68%)	648 (0.36%)	590 (0.18%)	2547 (—)
Cigarette production	sticks in millions	1266	2475	2862	2388	3814
Tobacco leaf production	metric tons	5434	7303	5198	6758	4490
Land devoted to tobacco growing (% of agricultural land)	hectares (%)	4493 (0.29%)	9605 (0.55%)	7200 (0.40%)	9638 (0.47%)	10554 (—)
Employment in tobacco manufacturing	people	—	—	2848	3409	—

Cigarette Taxes and Duties

Sales tax	15%
Sales tax	30% production/consumption tax
Import duty	55%
Other import duties	0.50%

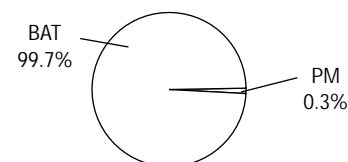
Source: USDA, 1999

Retail Price of 20 Cigarettes with Tax

Type	US \$	Local
Average price	\$0.50	7.18

Source: TMA—International Tobacco Guide (1999 prices)

Market Share by Cigarette Manufacturer, 1999



Source: Maxwell Report

Organizations Engaged in Tobacco Control

Dr. Juan ALMENDARES
Honduran Committee for Smoking Control
CONACTA
Apdo 1796
Tegucigalpa
HONDURAS
Tel: (504) 239 3714
ISHHHE@sdnbn.org.hn

Mr. David ARANGO
PRIDE of Honduras
4 calles 9410 ave. 50
HONDURAS

Honduran Institute for the Prevention and
Treatment of Alcoholism, Drug Addiction,
and Dependency (IHADFA)

Juana NOLL
Liga Contra el Cancer
11 Ave. 8 Calle No. 51
San Pedro Sula
HONDURAS
Tel: (504) 550 7622
Fax: (504) 550 0944

The Seventh Day Adventist Church
Apdo 121
Tegucigalpa
HONDURAS
Tel: (504) 766 2210, 766 2211
Fax: (504) 766 2210

Dr. Jorge UMANZAR
Liga Contra el Cancer
HONDURAS
Tel: (504) 550 6501
Fax: (504) 550 7622
lgcancer@mayanet.hn

National Tobacco Control Provisions

Key: **B** = Banned through legislation and/or regulations

V = Voluntary provision, not nationally legislated and/or regulated

R = Restricted through legislation and/or regulations

X = Provision included in legislation and/or regulations

Advertising and Sponsorship

Advertising ban

X Advertising restriction (cinema, television, health warnings required)

Sponsorship ban

X Sponsorship restriction (health warnings required)

Health Promotion and Education

V Health education curricula or programs

X Public information initiatives

Sales and Distribution Restrictions

Free products or samples

Tobacco sales restricted to certain locations

Sales of smokeless tobacco prohibited

X Sales or distribution to minors prohibited

Vending machines

X Other restrictions on tobacco sales

Tobacco Product Regulations

X Health warning on tobacco packaging

Ingredient control: maximum nicotine yield

Ingredient control: toxic constituents / maximum tar yield

Ingredient disclosure on packaging

Smoke-Free Indoor Air Restrictions

B Aircraft (domestic flights)

Aircraft (international flights)

B Educational facilities (private & public)

B Government buildings (administrative offices)

B Health care facilities (private & public)

B Public transportation (collective ground & sea transport)

B Workplaces

X Other public places

Other Provisions

V National committee on tobacco control

Refer to Appendix B for more information about national tobacco control provisions.

PHARMACEUTICAL TREATMENTS FOR TOBACCO DEPENDENCE

Dosage Form

Regulatory Status

Advertising Status and Comments

Key: Rx = Prescription only medicines P = Pharmacy only OTC = Over the counter N/R = Not registered

	Population (millions)			
	1995	2000	2025	2050
All adults, ages 15+	1.651	1.781	2.527	3.078
Female adults	0.847	0.909	1.271	1.548
All youth, ages 0-14	0.822	0.802	0.718	0.723
Female youth	0.405	0.392	0.350	0.353

Source: United Nations Population Division, World Population Prospects 1950-2050 (1998 revision)

Real GDP per capita (PPP), US Dollars	
1970	2645
1980	2362
1990	2545
1995	2455
1998	2284

Source: Penn World Table

SMOKING PREVALENCE

Adult (15-50 Year Olds), 1994		Youth, 1997		Health Professionals	
All adults	14.6	All youth	4.8	Males	—
				Females	—

Adult data: Current smoking of cigars & cigarettes within 30 days before the interview; Wray, S.R. (1994). *Prevalence and patterns of substance abusers: Neurobehavioural and social dimensions*. Jamaica: The University of the West Indies. Youth data: Current cigarette smoking within the past 30 days among 9, 11 & 13th graders measured by National Schools' Drug Survey; Douglas, K. (1997). *Patterns of substance use and abuse among post primary students in Jamaica: prevalence and long-term trends*. Jamaica: National Council on Drug Abuse. Health professional data: No data available.

SMOKING-RELATED DISEASE IMPACT

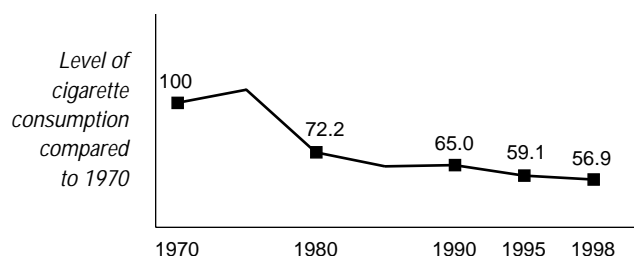
Mortality from Cancer, Respiratory and Circulatory Disease, 1990
Numbers of deaths/World age-standardized mortality rate per 100,000 population

Disease	Male		Female		Age Category	Disease	Male		Female		Age Category
	Number	Rate	Number	Rate			Number	Rate	Number	Rate	
Trachea, lung, and bronchus cancer	208	91.0	54	20.6	45+	Ischemic heart disease	—	—	—	—	
Lip, oral cavity, and pharynx cancer	39	17.2	18	6.6	45+	Stroke	—	—	—	—	
Respiratory disease	—	—	—	—		Other diseases of the circulatory system	—	—	—	—	
						All causes	—	—	—	—	

Source: Ferlay, J., Parkin, D.M., & Pisani, P. (1998). GLOBOCAN 1: Cancer Incidence and Mortality Worldwide. [CD-ROM]. International Agency for Research on Cancer.

TOBACCO ECONOMY

Annual per capita Consumption, Three Year Moving Average, 1970 = 100



Annual Cigarette Consumption

Year	Per capita Consumption (cigarette sticks)	Total Consumption (sticks in millions)
1970	1299	1287
1980	951	1213
1990	879	1350
1995	765	1263
1998	735	1270

Annual Tobacco Trade and Agriculture Statistics

	Unit of Measurement	1970	1980	1990	1995	1998
Cigarette imports	sticks in millions	26	2	2	3	10
Cigarette exports	sticks in millions	0	73	32	13	20
Tobacco leaf imports	metric tons	1158	712	431	909	2000
Tobacco leaf exports (% of total exports)	metric tons (%)	159 (—)	129 (0.02%)	122 (0.04%)	104 (0.02%)	210 (—)
Cigarette production	sticks in millions	1261	1284	1380	1273	1280
Tobacco leaf production	metric tons	1179	1195	2339	2400	2400
Land devoted to tobacco growing (% of agricultural land)	hectares (%)	1000 (0.40%)	892 (0.37%)	1175 (0.54%)	1200 (0.44%)	1200 (—)
Employment in tobacco manufacturing	people	1053	1685	799	803	—

Cigarette Taxes and Duties

Excise tax	3.42% of retail price; 690 LCU/1000 cigs
Sales tax	13.04% of retail price
Import duty	30%
Duty free for CARICOM	

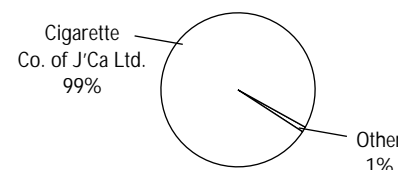
Source: TMA—International Tobacco Guide

Retail Price of 20 Cigarettes with Tax

Type	US \$	Local
Average price	\$2.02	75.00

Source: TMA—International Tobacco Guide (1996 prices)

Market Share by Cigarette Manufacturer, 1999



Source: Maxwell Report

Organizations Engaged in Tobacco Control

Deborah CHEN & Knox HAGLEY
The Heart Foundation of Jamaica
30 Beechwood Avenue
P.O. Box 338
Kingston 5
JAMAICA
Tel: (876) 926 6492
Fax: (876) 754 6441
hfj@infochan.com
<http://www.ravenweb.com/heart>

Marie WHITE
Jamaica Cancer Society
16 Lady Musgrave Road
Kingston 5
JAMAICA
Tel: (876) 927 4265
Fax: (876) 978 1918
www.jamaica-netlink.com/cancer

Dr. Milton A. PINNOCK
Caribbean Public Health Association
c/o Department of Community Health and
Psychiatry
University of the West Indies
Mona Campus
Kingston 7
JAMAICA
Tel: (876) 927 2476 / 978 3204
Fax: (876) 977 6346
mapinock@uwimona.edu.jm

National Tobacco Control Provisions

Key: **B** = Banned through legislation and/or regulations

V = Voluntary provision, not nationally legislated and/or regulated

R = Restricted through legislation and/or regulations

X = Provision included in legislation and/or regulations

Advertising and Sponsorship

- V** Advertising ban (cinemas & television, by Carreras Ltd.)
- Advertising restriction
- Sponsorship ban
- Sponsorship restriction

Health Promotion and Education

- V** Health education curricula or programs
- V** Public information initiatives

Sales and Distribution Restrictions

- Free products or samples
- Tobacco sales restricted to certain locations
- Sales of smokeless tobacco prohibited
- Sales or distribution to minors prohibited
- Vending machines
- Other restrictions on tobacco sales

Tobacco Product Regulations

- V** Health warning on tobacco packaging (by Carreras Ltd.)
- Ingredient control: maximum nicotine yield
- Ingredient control: toxic constituents / maximum tar yield
- Ingredient disclosure on packaging

Smoke-Free Indoor Air Restrictions

- V** Aircraft (Air Jamaica Limited Airlines)
- Aircraft (international flights)
- Educational facilities
- Government buildings
- Health care facilities
- Public transportation
- Workplaces
- V** Other public places

Other Provisions

- National committee on tobacco control

Refer to Appendix B for more information about national tobacco control provisions.

PHARMACEUTICAL TREATMENTS FOR TOBACCO DEPENDENCE

Dosage Form

Regulatory Status

Advertising Status and Comments

Key: Rx = Prescription only medicines P = Pharmacy only OTC = Over the counter N/R = Not registered

	Population (millions)			
	1995	2000	2025	2050
All adults, ages 15+	58.789	66.105	100.017	118.351
Female adults	30.094	33.895	51.561	61.393
All youth, ages 0-14	32.356	32.776	30.179	28.294
Female youth	15.869	16.056	14.757	13.820

Source: United Nations Population Division, World Population Prospects 1950-2050 (1998 revision)

Real GDP per capita (PPP), US Dollars	
1970	3987
1980	6054
1990	5827
1995	5919
1998	6620

Source: Penn World Table

SMOKING PREVALENCE

Adult (18-65 Year Olds), 1998		Youth (12-17 Year Olds), 1998		Health Professionals, 1997	
Males	51.2	Males	16	Physicians	22
Females	18.4	Females	7.4	Support staff	24

Adult & youth data: Current smoking for at least one month in urban areas, measured by the Instituto Nacional de Geografia, Estadística e Informática (INEGI); Secretaría de Salud, Dirección General de Epidemiología. (1998). *1998 National Addictions Survey*. Mexico: P.K. MoralesHealth professional data: Current smoking (smoking now and having smoked 100+ cigarettes in his/her lifetime) among physicians and support staff (nurses, x-ray & lab technicians) in nine of ten National Institutes of Health and one General Hospital; Sansores, R.H. et al. (1999). Prevalence of cigarette smoking among employees of the Mexican National Institutes of Health. *Salud Publica Mex*, 41, 381-388.

SMOKING-RELATED DISEASE IMPACT

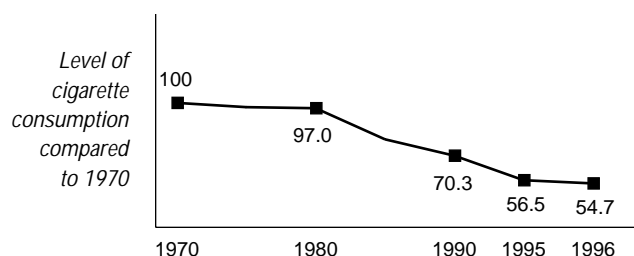
Mortality from Cancer, Respiratory and Circulatory Disease, 1995
Numbers of deaths/World age-standardized mortality rate per 100,000 population

Disease	Male		Female		Age Category	Disease	Male		Female		Age Category
	Number	Rate	Number	Rate			Number	Rate	Number	Rate	
Trachea, lung, and bronchus cancer	4046	40.7	1792	14.9	35+	Ischemic heart disease	20397	198.1	16948	131.7	35+
Lip, oral cavity, and pharynx cancer	464	4.6	192	1.6	35+	Stroke	11723	112.9	13526	104.4	35+
Respiratory disease	10583	101.5	8371	64.2	35+	Other diseases of the circulatory system	12002	114.3	15618	118.1	35+
						All causes	169306	1601.2	146095	1158.6	35+

Source: World Health Organization. (1998). *World Health Statistics Annual, 1996*. Geneva, Switzerland.

TOBACCO ECONOMY

Annual per capita Consumption, Three Year Moving Average, 1970 = 100



Annual Cigarette Consumption

Year	Per capita Consumption (cigarette sticks)	Total Consumption (sticks in millions)
1970	1501	40630
1980	1470	54504
1990	1068	54610
1995	856	50325
1997	754	48407

Annual Tobacco Trade and Agriculture Statistics

	Unit of Measurement	1970	1980	1990	1995	1998
Cigarette imports	sticks in millions	—	—	1	68	74
Cigarette exports	sticks in millions	3	16	771	6564	11214
Tobacco leaf imports	metric tons	627	438	12077	2378	11164
Tobacco leaf exports (% of total exports)	metric tons (%)	10764 (0.92%)	24263 (0.31%)	9687 (0.09%)	7457 (0.03%)	13818 (—)
Cigarette production	sticks in millions	40633	54520	55380	56821	—
Tobacco leaf production	metric tons	68569	93941	33941	27401	49180
Land devoted to tobacco growing (% of agricultural land)	hectares (%)	43085 (0.19%)	42104 (0.17%)	21722 (0.08%)	16630 (0.06%)	30000 (—)
Employment in tobacco manufacturing	people	5990	5530	5240	5017	—

Cigarette Taxes and Duties

Excise tax	20.9%-dark, plain cigs <77mm; 100%-all others
Sales tax	15%
Import duty	67%-non-NAFTA; 15%-NAFTA countries
Other import duties	.08% (preferential import duties for SA nations)

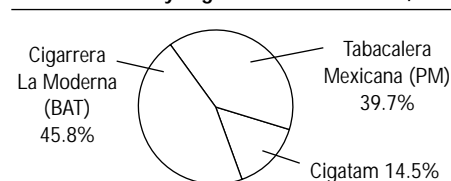
Source: ERC, 1999

Retail Price of 20 Cigarettes with Tax

Type	US \$	Local
Domestic brand	\$0.86	8.00
Foreign brand	\$1.07	10.00

Source: EIU, Autumn 1999

Market Share by Cigarette Manufacturer, 1999



Source: Maxwell Report

Organizations Engaged in Tobacco Control

<p>Dr. Francisco J. Lopez ANTUNANO Sociedad Mexicana de Salud Publica Guadalajara #46, 3er Piso, Col. Roma Delegacion Cuauhtemoc MEXICO DF 06700 Tel & Fax: (52-5) 211 3591 alantu@insp3.insp.mx</p>	<p>Lic. Hector CARDIEL R. Secretaria de Educacion Publica Bulevard Adolfo Ruiz Cortines 4809 Col. Arena Tepepan Tlalpan MEXICO DF 14610 Tel: (52-5) 653 6902 Fax: (52-5) 653 2596</p>	<p>Dr. Horacio Rubio MONTEVERDE Comite Latinoamericano Coordinador del Control de Tabaquismo Hospital General "Dr. Manuel Gea Gonzalez" Calzada de Tlalpan 4800 Col. Toriello Guerra Tlalpan CP 14000, MEXICO Tel: (52-5) 665 2065 Fax: (52-5) 665 2065</p>
<p>Dr. Hector Gutierrez AVILA Quit and Win 2000 Representative Secretary of Health San Lui Potosi 199-9, Piso, Col. Roma Delegacion Cuauhtemoc C.O. MEXICO DF 06700 Tel: (52-5) 584 4220</p>	<p>Dr. Agustin Lara ESQUEDA Subsecretaria de Prevencion y Control de Enfermedades Secretaria de Salud San Luis Potosi 199-9o., Piso, Col. Roma Delegacion Cuauhtemoc MEXICO DF 06700 Tel: (52-5) 584 4220 cve@supernet.com.mx</p>	<p>Dr. Ignacio Chavez RIVERA Instituto Nacional de Cardiologia Juan Badiano N 1 Edif. "A" 1er. Piso, Col. Secc XVI, Deleg. Tlalpan 14080, MEXICO Tel: (52-5) 573 3563 Fax: (52-5) 573 0994</p>
<p>L.A. Jose Luis Perez BAUTISTA Federacopm Nacional de Asociaciones de Padres de Familia Av. Pacifico No 151 Col. El Rosedal, Delegacion Coyoacan MEXICO DF 04330 Tel: (52-5) 689 7102 Fax: (52-5) 689 7050 anpafvoo@NETMEX.com www.anpaf.com.mx</p>	<p>Dr. Arturo LOMELI Asociacion Mexicana de Estudios para la Defensa del Consumidor Amores 109 Bis A MEXICO DF 03100 Tel: (52-5) 523 7342 Fax: (52-5) 543 4388 amedec@secsa.podernet.com.mx</p>	<p>Dr. Rafael Senties VILLALBAZO Asociacion Mexican de la Lucha Contra el Cancer Alvaro Obregon No.74, Despacho 108 Col. Roma, Delegacion Cuauhtemoc MEXICO DF 06700 Tel: (52-5) 261 5052 Fax: (52-5) 264 5052 dircord@supernet.com.mx</p>

National Tobacco Control Provisions

Key: B = Banned through legislation and/or regulations

R = Restricted through legislation and/or regulations

V = Voluntary provision, not nationally legislated and/or regulated

X = Provision included in legislation and/or regulations

Advertising and Sponsorship

- Advertising ban
- X Advertising restriction (billboards, print, radio & television)
- Sponsorship ban
- Sponsorship restriction

Health Promotion and Education

- X Health education curricula or programs
- X Public information initiatives

Sales and Distribution Restrictions

- R Free products or samples
- X Tobacco sales prohibited in certain locations
- Sales of smokeless tobacco prohibited
- X Sales or distribution to minors prohibited
- R Vending machines
- Other restrictions on tobacco sales

Tobacco Product Regulations

- X Health warning on tobacco packaging
- X Ingredient control: maximum nicotine yield
- X Ingredient control: toxic constituents / maximum tar yield
- X Ingredient disclosure on packaging

Smoke-Free Indoor Air Restrictions

- B Aircraft (short flights, 90 minutes or less)
- V Aircraft (Aeromexico & Mexicana Airlines)
- B Educational facilities
- B Government buildings (areas accessible to the public)
- B Health care facilities
- B Public transportation (buses & trains)
- B Working areas
- X Other public places

Other Provisions

- X National committee on tobacco control

Refer to Appendix B for more information about national tobacco control provisions.

PHARMACEUTICAL TREATMENTS FOR TOBACCO DEPENDENCE

<i>Dosage Form</i>	<i>Regulatory Status</i>	<i>Advertising Status and Comments</i>
Nicotine gum 2mg	OTC	Advertised
Nicotine patch	OTC	Advertised
Bupropion tablet	Rx	Advertised only to medical professionals

Key: Rx = Prescription only medicines P = Pharmacy only OTC = Over the counter N/R = Not registered

	Population (millions)			
	1995	2000	2025	2050
All adults, ages 15+	2.433	2.905	6.098	9.046
Female adults	1.244	1.484	3.079	4.579
All youth, ages 0-14	1.993	2.169	2.598	2.554
Female youth	0.983	1.067	1.272	1.249

Source: United Nations Population Division, World Population Prospects 1950-2050 (1998 revision)

Real GDP per capita (PPP), US Dollars	
1970	2359
1980	1853
1990	1294
1995	1215
1996	1485

Source: Penn World Table

SMOKING PREVALENCE

Young Adults, 1988		Youth (15 Years & Younger), 1988		Health Professionals	
Males	51	All youth	19.1	Males	—
Females	16			Females	—

Adult data: Current smoking in northern Nicaragua among rural agricultural and urban industrial workers with an average age of 33 years for men and 25 years for women, measured by the Nicaragua-Sweden Cooperative Program on Occupational Health Research; Quintero, C. et al. (1989). *Valores de referencia para funcion pulmonar en trabajadores nicaraguenses*. Orebro: Universidad Nacional Autonoma de Nicaragua.

Youth data: Current smoking among youth in Managua measured by the Managua Youth Survey; Moncada-Rodriguez, N. et al. (1988). *Habito de fumar en estudiantes de secundaria*.

Health professional data: No data available.

SMOKING-RELATED DISEASE IMPACT

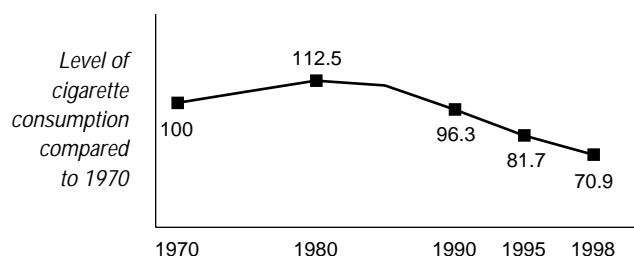
Mortality from Cancer, Respiratory and Circulatory Disease, 1994
Numbers of deaths/World age-standardized mortality rate per 100,000 population

Disease	Male		Female		Age Category	Disease	Male		Female		Age Category
	Number	Rate	Number	Rate			Number	Rate	Number	Rate	
Trachea, lung, and bronchus cancer	50	15.5	21	5.4	35+	Ischemic heart disease	371	116.3	332	82.9	35+
Lip, oral cavity, and pharynx cancer	11	3.5	3	0.8	35+	Stroke	377	120.9	407	101.2	35+
Respiratory disease	161	51.5	143	35.6	35+	Other diseases of the circulatory system	582	188.1	617	152.7	35+
						All causes	4114	1232.1	3397	831.5	35+

Source: World Health Organization. (1998). *World Health Statistics Annual, 1996*. Geneva, Switzerland.

TOBACCO ECONOMY

Annual per capita Consumption, Three Year Moving Average, 1970 = 100



Annual Cigarette Consumption

Year	Per capita Consumption (cigarette sticks)	Total Consumption (sticks in millions)
1970	1212	1330
1980	1454	2229
1990	1167	2400
1995	997	2425
1998	793	2148

Annual Tobacco Trade and Agriculture Statistics

	Unit of Measurement	1970	1980	1990	1995	1998
Cigarette imports	sticks in millions	134	1	0	25	100
Cigarette exports	sticks in millions	64	0	0	0	352
Tobacco leaf imports	metric tons	120	107	106	791	1664
Tobacco leaf exports (% of total exports)	metric tons (%)	575 (1.08%)	423 (0.35%)	494 (0.43%)	457 (0.49%)	1334 (—)
Cigarette production	sticks in millions	1260	2228	2400	2400	2400
Tobacco leaf production	metric tons	1845	2811	1255	1814	4300
Land devoted to tobacco growing (% of agricultural land)	hectares (%)	1032 (0.09%)	1645 (0.12%)	840 (0.04%)	1325 (0.05%)	2800 (—)
Employment in tobacco manufacturing	people	252	606	—	—	—

Cigarette Taxes and Duties

Excise tax	domestic-59%; imports-104% CIF
Sales tax	15%
Import duty	40% CIF
Central American nations import duty-free	

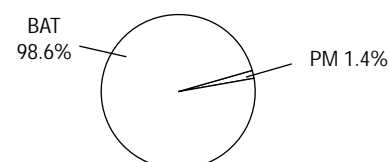
Source: TMA—International Tobacco Guide

Retail Price of 20 Cigarettes with Tax

Type	US \$	Local
Domestic brand	\$0.80	6.50
Foreign brand	\$1.22	10.00

Source: EIU, Autumn 1997

Market Share by Cigarette Manufacturer, 1999



Source: Maxwell Report

Organizations Engaged in Tobacco Control

Ministry of Health
Department of Chronic Diseases

Organizacion Panamericana de la Salud
Organizacion Mundial de la Salud
Complejo Concepcion Palacios
Apartado Postal 1309
Managua
NICARAGUA
Tel: (505) 289 4200
Fax: (505) 289 4999
opsoms@ops.org.ni

National Tobacco Control Provisions

Key: **B** = Banned through legislation and/or regulations

V = Voluntary provision, not nationally legislated and/or regulated

R = Restricted through legislation and/or regulations

X = Provision included in legislation and/or regulations

Advertising and Sponsorship

- X** Advertising ban
- Advertising restriction
- Sponsorship ban
- Sponsorship restriction

Health Promotion and Education

- Health education curricula or programs
- Public information initiatives

Sales and Distribution Restrictions

- Free products or samples
- Tobacco sales restricted to certain locations
- Sales of smokeless tobacco prohibited
- Sales or distribution to minors prohibited
- Vending machines
- Other restrictions on tobacco sales

Tobacco Product Regulations

- X** Health warning on tobacco packaging
- Ingredient control: maximum nicotine yield
- Ingredient control: toxic constituents / maximum tar yield
- Ingredient disclosure on packaging

Smoke-Free Indoor Air Restrictions

- V** Aircraft (Nicaraguense de Aviacion Airlines)
- Aircraft (international flights)
- Educational facilities
- Government buildings
- Health care facilities
- B** Public transportation (buses, trains & metro system)
- Workplaces
- B** Indoors and in public places

Other Provisions

- National committee on tobacco control

Refer to Appendix B for more information about national tobacco control provisions.

PHARMACEUTICAL TREATMENTS FOR TOBACCO DEPENDENCE

Dosage Form

Regulatory Status

Advertising Status and Comments

Key: Rx = Prescription only medicines P = Pharmacy only OTC = Over the counter N/R = Not registered

	Population (millions)			
	1995	2000	2025	2050
All adults, ages 15+	1.753	1.963	2.935	3.447
Female adults	0.871	0.978	1.479	1.750
All youth, ages 0-14	0.878	0.893	0.844	0.816
Female youth	0.430	0.437	0.412	0.399

Source: United Nations Population Division, World Population Prospects 1950-2050 (1998 revision)

Real GDP per capita (PPP), US Dollars	
1970	2584
1980	3392
1990	2888
1995	3485
1998	3692

Source: Penn World Table

SMOKING PREVALENCE

Adult, 1993		Youth (12-18 Year Olds), 1996		Health Professionals, 1980	
Males	56	Males	9.5	Physicians	18.7
Females	20	Females	7.9		

Adult data: Current smoking; WHO Pan American Health Organization Secretariat Report. (1998). *State of Tobacco Control in Latin America 1998*.

Youth data: Tobacco use in the last year; Gonzales, G.B. et al. (1999). Estimating occurrence of tobacco, alcohol, and other drug use among 12- to 18-year-old students in Panama: results of Panama's 1996 National Youth Survey on alcohol and drug use. *Rev Panam Salud Publica*, 5(1), 9-16.

Health professional data: Current smoking; WHO. (1997). *Tobacco or health: a global status report*. Geneva.

SMOKING-RELATED DISEASE IMPACT

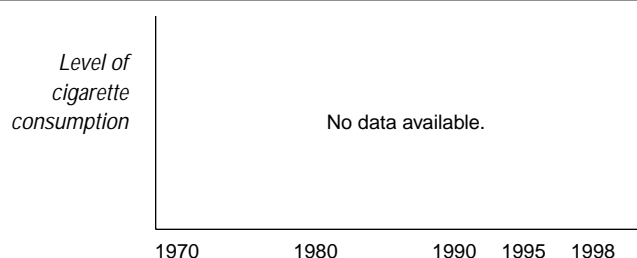
Mortality from Cancer, Respiratory and Circulatory Disease, 1990
Numbers of deaths/World age-standardized mortality rate per 100,000 population

Disease	Male		Female		Age Category	Disease	Male		Female		Age Category
	Number	Rate	Number	Rate			Number	Rate	Number	Rate	
Trachea, lung, and bronchus cancer	154	72.9	45	21.7	45+	Ischemic heart disease	—	—	—	—	
Lip, oral cavity, and pharynx cancer	37	17.5	15	7.5	45+	Stroke	—	—	—	—	
Respiratory disease	—	—	—	—		Other diseases of the circulatory system	—	—	—	—	
						All causes	—	—	—	—	

Source: Ferlay, J., Parkin, D.M., & Pisani, P. (1998). GLOBOCAN 1: Cancer Incidence and Mortality Worldwide. [CD-ROM]. International Agency for Research on Cancer.

TOBACCO ECONOMY

Annual per capita Consumption, Three Year Moving Average



Annual Cigarette Consumption

Year	Per capita Consumption (cigarette sticks)	Total Consumption (sticks in millions)
1970	—	—
1980	—	—
1990	—	—
1995	—	—
1998	—	—

Annual Tobacco Trade and Agriculture Statistics

	Unit of Measurement	1970	1980	1990	1995	1998
Cigarette imports	sticks in millions	—	—	—	—	790
Cigarette exports	sticks in millions	—	—	—	—	274
Tobacco leaf imports	metric tons	172	228	211	31	108
Tobacco leaf exports (% of total exports)	metric tons (%)	—	543 (0.39%)	1142 (1.01%)	248 (0.09%)	224 (—)
Cigarette production	sticks in millions	1011	1084	810	1136	—
Tobacco leaf production	metric tons	705	1854	1962	2188	2188
Land devoted to tobacco growing (% of agricultural land)	hectares (%)	730 (0.13%)	1037 (0.19%)	1083 (0.17%)	1094 (0.17%)	1094 (—)
Employment in tobacco manufacturing	people	—	—	—	—	—

Cigarette Taxes and Duties

Stamp duties	.02 LCU/pack of 16 cigs + .01 LCU/pack > 16 cigs
Sales tax	9.09% of retail price
Import duty	15%
Ad Valorem tax	32.5% of retail price

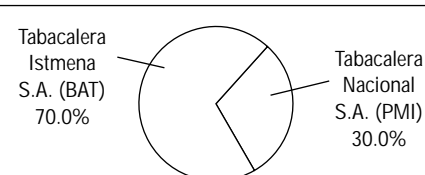
Source: TMA—International Tobacco Guide

Retail Price of 20 Cigarettes with Tax

Type	US \$	Local
Domestic brand	\$1.10	1.10
Foreign brand	\$1.10	1.10

Source: EIU, Autumn 1999

Market Share by Cigarette Manufacturer, 1999



Source: Maxwell Report

Organizations Engaged in Tobacco Control

Dra. Ella FERGUSON
CLACCTA
Apartado 3347, Zona 5
Panama City
PANAMA
Tel: (507) 225 2512
Fax: (507) 225 5365
elfe05@hotmail.com

Mr. Adriana FERRO
International Federation of Medical
Students' Associations
981 Zona 9A
Panama City
PANAMA
Tel: (507) 221 8936
Fax: (507) 221 2409
chochomd@hotmail.com

Magda L. JURADO
Asociacion Nacional Contra el Cancer
Ave. Chile y Calle 40
Apartado Postal 7358, Zona 5
PANAMA
Tel: (507) 225 4322, 225 2512
Fax: (507) 225 5366

Ministry of Health
Apartado Postal 2048, Zona 1
PANAMA
www.min-salud.gob.pa/salud.htm

National Tobacco Control Provisions

Key: **B** = Banned through legislation and/or regulations

V = Voluntary provision, not nationally legislated and/or regulated

R = Restricted through legislation and/or regulations

X = Provision included in legislation and/or regulations

Advertising and Sponsorship

Advertising ban

X Advertising restriction (television, health warning required)

Sponsorship ban

Sponsorship restriction

Health Promotion and Education

Health education curricula or programs

X Public information initiatives

Sales and Distribution Restrictions

Free products or samples

Tobacco sales restricted to certain locations

Sales of smokeless tobacco prohibited

X Sales or distribution to minors prohibited

Vending machines

Other restrictions on tobacco sales

Tobacco Product Regulations

X Health warning on tobacco packaging

Ingredient control: maximum nicotine yield

Ingredient control: toxic constituents / maximum tar yield

Ingredient disclosure on packaging

Smoke-Free Indoor Air Restrictions

B Aircraft (domestic flights)

V Aircraft (Copa Airlines)

B Educational facilities

B Government buildings (areas accessible to the public)

B Health care facilities (of the Health Secretariat)

B Public transportation (buses & taxis)

B Workplaces (areas accessible to the public)

X Other public places

Other Provisions

X National committee on tobacco control

Refer to Appendix B for more information about national tobacco control provisions.

PHARMACEUTICAL TREATMENTS FOR TOBACCO DEPENDENCE

Dosage Form

Regulatory Status

Advertising Status and Comments

Key: Rx = Prescription only medicines P = Pharmacy only OTC = Over the counter N/R = Not registered

	Population (millions)			
	1995	2000	2025	2050
All adults, ages 15+	2.818	3.323	6.493	9.782
Female adults	1.409	1.658	3.238	4.900
All youth, ages 0-14	2.010	2.173	2.862	2.783
Female youth	0.987	1.067	1.401	1.362

Source: United Nations Population Division, World Population Prospects 1950-2050 (1998 revision)

Real GDP per capita (PPP), US Dollars	
1970	1394
1980	2534
1990	2128
1995	2269
1998	2194

Source: Penn World Table

SMOKING PREVALENCE

Adult (00-65 Year Olds), 1990		Youth		Physicians, 1989	
Males	24.1	Males	—	Males	35.2
Females	5.5	Females	—	Females	23.9

Adult data: Current smoking measured by a national survey of the Instituto de Investigaciones en Ciencias de la Salud; WHO Pan American Health Organization. (1992). *Tobacco or Health: Status in the Americas*. Washington, DC.

Youth data: No data available.

Physician data: Current smoking among 837 physicians, ages 20-80; WHO Pan American Health Organization. (1992). *Tobacco or Health: Status in the Americas*. Washington, DC.

SMOKING-RELATED DISEASE IMPACT

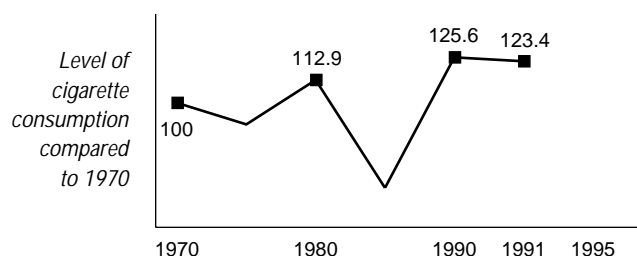
Mortality from Cancer, Respiratory and Circulatory Disease, 1994
Numbers of deaths/World age-standardized mortality rate per 100,000 population

Disease	Male		Female		Age Category	Disease	Male		Female		Age Category
	Number	Rate	Number	Rate			Number	Rate	Number	Rate	
Trachea, lung, and bronchus cancer	148	35.6	40	7.8	35+	Ischemic heart disease	883	211.0	652	114.0	35+
Lip, oral cavity, and pharynx cancer	42	9.8	5	0.9	35+	Stroke	1051	253.9	1100	192.2	35+
Respiratory disease	148	35.1	102	17.8	35+	Other diseases of the circulatory system	911	218.0	917	154.6	35+
						All causes	6062	1411.6	5495	955.5	35+

Source: World Health Organization. (1998). *World Health Statistics Annual, 1996*. Geneva, Switzerland.

TOBACCO ECONOMY

Annual per capita Consumption, Three Year Moving Average, 1970 = 100



Annual Cigarette Consumption

Year	Per capita Consumption (cigarette sticks)	Total Consumption (sticks in millions)
1970	1301	1692
1980	1421	2559
1990	1136	2780
1995	—	—
1998	—	—

Annual Tobacco Trade and Agriculture Statistics

	Unit of Measurement	1970	1980	1990	1995	1998
Cigarette imports	sticks in millions	1234	1911	1788	9025	34000
Cigarette exports	sticks in millions	—	—	—	—	—
Tobacco leaf imports	metric tons	4	7	718	4200	10000
Tobacco leaf exports (% of total exports)	metric tons (%)	19344 (9.00%)	14858 (3.27%)	5370 (0.59%)	4360 (0.61%)	2400 (—)
Cigarette production	sticks in millions	458	648	992	—	—
Tobacco leaf production	metric tons	18000	20500	7779	6945	13700
Land devoted to tobacco growing (% of agricultural land)	hectares (%)	13330 (1.45%)	15000 (0.86%)	4300 (0.20%)	4526 (0.20%)	7800 (—)
Employment in tobacco manufacturing	people	940	—	—	—	—

Cigarette Taxes and Duties

Excise tax	7% selective consumption tax
Sales tax	10%
Import duty	24% CIF + administrative fees
Preferential rates for some SA imports	

Source: TMA—International Tobacco Guide

Retail Price of 20 Cigarettes with Tax

Type	US \$	Local
Domestic brand	\$0.79	2,600.00
Foreign brand	\$1.06	3,500.00

Source: EIU, Autumn 1999

Market Share by Cigarette Manufacturer

No data available.

Organizations Engaged in Tobacco Control

The Association of Young Paraguayans
Against Drug Abuse

Dra. Miryam O. AYALA R.
Centro de Prevencion Cardiovascular
Eligio Ayala
1263 P.B. Asuncion
PARAGUAY
Tel: (595-21) 204 801
gedo@infonet.com.py

Dra. Graciela GAMARRA
INPCARD-MSP y BS
Usher Rios 1110
Fernando de la Mora
PARAGUAY
Tel: (595-21) 208 312
gracielagamarra@hotmail.com

Ministry of Health

Paraguayan Anti-Smoking League

The Paraguayan Tuberculosis and
Pneumonology Society

National Tobacco Control Provisions

Key: **B** = Banned through legislation and/or regulations

V = Voluntary provision, not nationally legislated and/or regulated

R = Restricted through legislation and/or regulations

X = Provision included in legislation and/or regulations

Advertising and Sponsorship

- X** Advertising ban (advertising targeting youth)
- X** Advertising restriction (print, radio & television)
- Sponsorship ban
- Sponsorship restriction

Health Promotion and Education

- Health education curricula or programs
- X** Public information initiatives

Sales and Distribution Restrictions

- Free products or samples
- Tobacco sales restricted to certain locations
- Sales of smokeless tobacco prohibited
- Sales or distribution to minors prohibited
- Vending machines
- Other restrictions on tobacco sales

Tobacco Product Regulations

- X** Health warning on tobacco packaging
- Ingredient control: maximum nicotine yield
- Ingredient control: toxic constituents / maximum tar yield
- Ingredient disclosure on packaging

Smoke-Free Indoor Air Restrictions

- B** Aircraft (domestic flights)
- Aircraft (international flights)
- B** Educational facilities
- Government buildings
- B** Health care facilities (of the Ministry of Health)
- B** Public transportation (buses & taxis)
- Workplaces
- X** Other public places

Other Provisions

- National committee on tobacco control

Refer to Appendix B for more information about national tobacco control provisions.

PHARMACEUTICAL TREATMENTS FOR TOBACCO DEPENDENCE

<i>Dosage Form</i>	<i>Regulatory Status</i>	<i>Advertising Status and Comments</i>
Bupropion tablet	Rx	

Key: Rx = Prescription only medicines P = Pharmacy only OTC = Over the counter N/R = Not registered

	Population (millions)			
	1995	2000	2025	2050
All adults, ages 15+	15.079	17.095	27.126	33.919
Female adults	7.681	8.720	13.825	17.290
All youth, ages 0-14	8.453	8.567	8.392	8.373
Female youth	4.162	4.215	4.111	4.094

Source: United Nations Population Division, World Population Prospects 1950-2050 (1998 revision)

Real GDP per capita (PPP), US Dollars	
1970	2736
1980	2875
1990	2188
1995	2574
1998	2722

Source: Penn World Table

SMOKING PREVALENCE

Adult (12-50 Year Olds), 1998		Youth (12-18 Year Olds), 1998		Health Professionals	
Males	41.5	All Youth	13.5	Males	—
Females	15.7			Females	—

Adult and Youth data: Current smoking among the urban population; Rojas, M. <rojasmar@paho.org> (2000, June 19). Re: Smoking prevalence in Latin America. [data transfer via email].

Health professional data: No data available.

SMOKING-RELATED DISEASE IMPACT

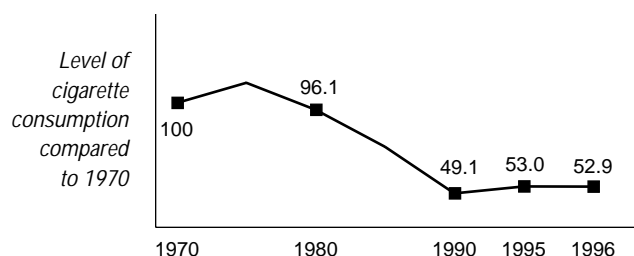
Mortality from Cancer, Respiratory and Circulatory Disease, 1990
Numbers of deaths/World age-standardized mortality rate per 100,000 population

Disease	Male		Female		Age Category	Disease	Male		Female		Age Category
	Number	Rate	Number	Rate			Number	Rate	Number	Rate	
Trachea, lung, and bronchus cancer	730	48.3	296	17.3	45+	Ischemic heart disease	—	—	—	—	
Lip, oral cavity, and pharynx cancer	137	9.2	75	4.3	45+	Stroke	—	—	—	—	
Respiratory disease	—	—	—	—		Other diseases of the circulatory system	—	—	—	—	
						All causes	—	—	—	—	

Source: Ferlay, J., Parkin, D.M., & Pisani, P. (1998). GLOBOCAN 1: Cancer Incidence and Mortality Worldwide. [CD-ROM]. International Agency for Research on Cancer.

TOBACCO ECONOMY

Annual per capita Consumption, Three Year Moving Average, 1970 = 100



Annual Cigarette Consumption

Year	Per capita Consumption (cigarette sticks)	Total Consumption (sticks in millions)
1970	393	2905
1980	380	3827
1990	194	2585
1995	205	3093
1997	195	3086

Annual Tobacco Trade and Agriculture Statistics

	Unit of Measurement	1970	1980	1990	1995	1998
Cigarette imports	sticks in millions	1	1	—	125	531
Cigarette exports	sticks in millions	—	—	—	—	163
Tobacco leaf imports	metric tons	60	730	111	407	285
Tobacco leaf exports (% of total exports)	metric tons (%)	586 (0.02%)	273 (0.01%)	37 (0.00%)	—	49 (—)
Cigarette production	sticks in millions	2904	3826	2585	2968	—
Tobacco leaf production	metric tons	2304	2920	3100	3100	3100
Land devoted to tobacco growing (% of agricultural land)	hectares (%)	2435 (0.09%)	2258 (0.06%)	2500 (0.07%)	2500 (0.06%)	2500 (—)
Employment in tobacco manufacturing	people	—	900	817	—	—

Cigarette Taxes and Duties

Excise tax	.05 LCU/cig
Sales tax	18%
Import duty	12%
Preferential rates for Mexico & some SA nations	

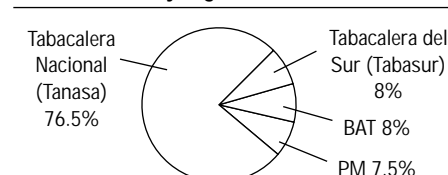
Source: ERC, 1999

Retail Price of 20 Cigarettes with Tax

Type	US \$	Local
Domestic brand	\$0.88	3.00
Foreign brand	\$1.18	4.00

Source: EIU, Autumn 1999

Market Share by Cigarette Manufacturer, 1999



Source: ERC based on trade sources

Organizations Engaged in Tobacco Control

Adventist Church <hr/> Dr. Julio-Cesar ARRELUCE-DELGADO Colegio de Psicologos del Peru Jr. Ayacucho 232 Dpto. C - Miraflores 18 Lima PERU Tel: (51-12) 427405	Dr. Carlos FARIAS ALBURQUEQUE Comision Nacional Permanente de Lucha Antitabaco Jr. Caracas 2317-C, Jesus Maria Lima 11 PERU Tel: (51-14) 638735 Fax: (51-14) 613396 farias@colmed.org.pe	Peruvian Society of Internal Medicine <hr/> Isabel de Miro QUESADA Liga Peruana de Lucha Contra el Cancer Jiron Cahuide 955 Jesus Mahia Lima 11 PERU
Dr. Luis Pinillos ASHTON Oncosalud SA Av. Guardia Civil #571 San Borja PERU Tel: (51-14) 225520 Fax: (51-14) 210846	Ministry of Health Av. Alfonso Ugarte No. 848 Brena Lima PERU Tel: (51-14) 099870 Fax: (51-14) 613396 farias@colmed.org.pe	Jennie VASQUEZ-SOLIS OPS/OMS Organizacion Panamericana de la Salud Los Cedros 269, San Isidro Lima 27 PERU Tel: (51-14) 213030 Fax: (51-14) 424634 jvasquez@per.ops-oms.org
Alejandro BASSILAQUI Center for Information & Education for the Prevention of Drugs (CEDRO) Roque y Bocona 271 San Antonio-Miraliorne Lima PERU Tel: (51-14) 467046 Fax: (51-14) 400751	Mr. Osbert Luis Mejia PALOMINO Peruvian Social Security Hospital Calle Palacio 122 Cusco PERU Tel: (51-84) 231452	

National Tobacco Control Provisions

Key: **B** = Banned through legislation and/or regulations

R = Restricted through legislation and/or regulations

V = Voluntary provision, not nationally legislated and/or regulated

X = Provision included in legislation and/or regulations

Advertising and Sponsorship

Advertising ban

X Advertising restriction (billboards, print, radio & television)

Sponsorship ban

Sponsorship restriction

Health Promotion and Education

V Health education curricula or programs

V Public information initiatives

Sales and Distribution Restrictions

R Free products or samples

X Tobacco sales prohibited on school premises

Sales of smokeless tobacco prohibited

X Sales or distribution to minors prohibited

Vending machines

Other restrictions on tobacco sales

Tobacco Product Regulations

X Health warning on tobacco packaging

Ingredient control: maximum nicotine yield

Ingredient control: toxic constituents / maximum tar yield

X Ingredient disclosure on packaging

Smoke-Free Indoor Air Restrictions

B Aircraft (domestic flights)

V Aircraft (Aeroperu Airlines)

B Educational facilities

B Government buildings (administrative offices)

B Health care facilities (of the Ministry of Health)

B Public transportation

B Workplaces

X Other public places

Other Provisions

V National committee on tobacco control

Refer to Appendix B for more information about national tobacco control provisions.

PHARMACEUTICAL TREATMENTS FOR TOBACCO DEPENDENCE

<i>Dosage Form</i>	<i>Regulatory Status</i>	<i>Advertising Status and Comments</i>
Nicotine gum	Rx	Advertised only to medical professionals
Nicotine patch	Rx	Advertised only to medical professionals
Bupropion tablet	Rx	

Key: Rx = Prescription only medicines P = Pharmacy only OTC = Over the counter N/R = Not registered

	Population (millions)			
	1995	2000	2025	2050
All adults, ages 15+	2.775	2.929	3.599	3.896
Female adults	1.460	1.544	1.896	2.026
All youth, ages 0-14	0.940	0.940	0.879	0.814
Female youth	0.461	0.460	0.428	0.397

Source: United Nations Population Division, World Population Prospects 1950-2050 (1998 revision)

Real GDP per capita (PPP), US Dollars	
1970	5780
1980	6924
1989	8727
1995	—
1998	—

Source: Penn World Table

SMOKING PREVALENCE

Adult (18 Years & Older), 1998		Youth, 1995		Health Professionals	
Males	21.9	Males	23.1	Males	—
Females	10.1	Females	15	Females	—

Adult data: Current smoking; Behavioral Risk Factor Surveillance System, Centers for Disease Control and Prevention. (1999). 1998 Summary Prevalence Report. Atlanta, GA.

Youth data: Current cigarette smoking on ≥1 of 30 days preceding the survey; Kann, L. et al. (1996). Youth Risk Behavior Surveillance - United States, 1995 [CDC Surveillance Summaries]. *Mortality and Morbidity Weekly Report*, 45(SS-4).

Health professional data: No data available.

SMOKING-RELATED DISEASE IMPACT

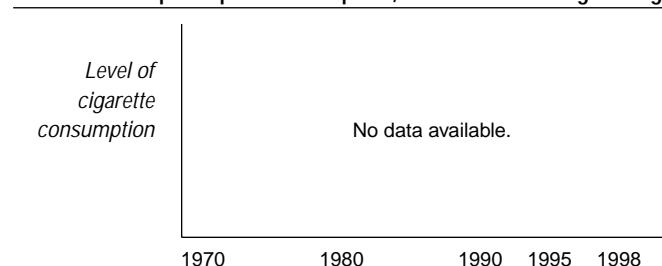
Mortality from Cancer, Respiratory and Circulatory Disease, 1990
Numbers of deaths/World age-standardized mortality rate per 100,000 population

Disease	Male		Female		Age Category	Disease	Male		Female		Age Category
	Number	Rate	Number	Rate			Number	Rate	Number	Rate	
Trachea, lung, and bronchus cancer	354	69.3	151	25.1	45+	Ischemic heart disease	—	—	—	—	
Lip, oral cavity, and pharynx cancer	137	27.9	31	5.0	45+	Stroke	—	—	—	—	
Respiratory disease	—	—	—	—		Other diseases of the circulatory system	—	—	—	—	
						All causes	—	—	—	—	

Source: Ferlay, J., Parkin, D.M., & Pisani, P. (1998). GLOBOCAN 1: Cancer Incidence and Mortality Worldwide. [CD-ROM]. International Agency for Research on Cancer.

TOBACCO ECONOMY

Annual per capita Consumption, Three Year Moving Average



Annual Cigarette Consumption

Year	Per capita Consumption (cigarette sticks)	Total Consumption (sticks in millions)
1970	—	—
1980	—	—
1990	—	—
1995	—	—
1998	—	—

Annual Tobacco Trade and Agriculture Statistics

	Unit of Measurement	1970	1980	1990	1995	1998
Cigarette imports	sticks in millions	—	—	—	—	—
Cigarette exports	sticks in millions	—	—	—	—	—
Tobacco leaf imports	metric tons	—	—	—	—	—
Tobacco leaf exports (% of total exports)	metric tons (%)	—	—	—	—	—
Cigarette production	sticks in millions	—	—	—	—	—
Tobacco leaf production	metric tons	2963	949	10	2	2
Land devoted to tobacco (% of total agricultural land)	hectares (%)	2004 (2.00%)	629 (0.63%)	9 (0.01%)	2 (0.00%)	2 (—)
Employment in tobacco manufacturing	people	6120	2100	940	690	—

Cigarette Taxes and Duties

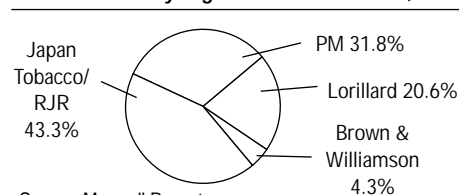
Excise tax	—
Sales tax	—
Import duty	—

Retail Price of 20 Cigarettes with Tax

Type	US \$	Local
Domestic brand	—	—
Foreign brand	\$2.25	2.25

Source: EIU, Autumn 1999

Market Share by Cigarette Manufacturer, 1999



Source: Maxwell Report

Organizations Engaged in Tobacco Control

Eleuterio BRAVO-OTERO
Head and Neck Cancer Program
School of Dentistry
Medical Sciences Campus
University of Puerto Rico, P.O. Box 5067
San Juan 00936-5067
PUERTO RICO
Tel: (787) 758 2525 ext. 1150
Fax: (787) 758 1127
ebravo@rcmac.upr.clu.edu

Mrs. Evelyn S. de RODRIGUEZ, MPHE
Asociacion Puertorriquena del Pulmon
P.O. Box 195247
San Juan
PUERTO RICO
Tel: (787) 765 5964

Dr. Nyvea SILVA
Quit and Win 2000 Representative
Departamento de Salud
PUERTO RICO
Tel: (787) 274 5523
nsilva@brtc.net

National Tobacco Control Provisions

Key: **B** = Banned through legislation and/or regulations

V = Voluntary provision, not nationally legislated and/or regulated

R = Restricted through legislation and/or regulations

X = Provision included in legislation and/or regulations

Advertising and Sponsorship

Advertising ban
Advertising restriction
Sponsorship ban
Sponsorship restriction

Health Promotion and Education

Health education curricula or programs
Public information initiatives

Sales and Distribution Restrictions

Free products or samples
Tobacco sales restricted to certain locations
Sales of smokeless tobacco prohibited
Sales or distribution to minors prohibited
Vending machines
Other restrictions on tobacco sales

Tobacco Product Regulations

Health warning on tobacco packaging
Ingredient control: maximum nicotine yield
Ingredient control: toxic constituents / maximum tar yield
Ingredient disclosure on packaging

Smoke-Free Indoor Air Restrictions

Aircraft (domestic flights)
Aircraft (international flights)
Educational facilities
Government buildings
Health care facilities
Public transportation
Workplaces
Other public places

Other Provisions

National committee on tobacco control

PHARMACEUTICAL TREATMENTS FOR TOBACCO DEPENDENCE

<i>Dosage Form</i>	<i>Regulatory Status</i>	<i>Advertising Status and Comments</i>
Nicotine gum	OTC	
Nicotine patch	OTC	
Bupropion tablet	Rx	

Key: Rx = Prescription only medicines P = Pharmacy only OTC = Over the counter N/R = Not registered

	Population (millions)			
	1995	2000	2025	2050
Total	0.040	0.038	0.035	0.036
Females	0.020	0.019	0.018	0.018
Males	0.020	0.019	0.017	0.018

Source: Food and Agriculture Organization of the United Nations

Real GDP per capita (PPP), US Dollars	
1977	2467
1980	3057
1990	5037
1995	5669
1997	6481

Source: Penn World Table

SMOKING PREVALENCE

Adult		Youth		Health Professionals	
Males	—	Males	—	Males	—
Females	—	Females	—	Females	—

Adult data: No data available.

Youth data: No data available.

Health professional data: No data available.

SMOKING-RELATED DISEASE IMPACT

Mortality from Cancer, Respiratory and Circulatory Disease, 1995
Numbers of deaths/World age-standardized mortality rate per 100,000 population

Disease	Male		Female		Age Category	Disease	Male		Female		Age Category
	Number	Rate	Number	Rate			Number	Rate	Number	Rate	
Trachea, lung, and bronchus cancer	1	—	0	—	35+	Ischemic heart disease	28	—	18	—	35+
Lip, oral cavity, and pharynx cancer	0	—	1	—	35+	Stroke	38	—	58	—	35+
Respiratory disease	2	—	3	—	35+	Other diseases of the circulatory system	24	—	25	—	35+
						All causes	189	—	177	—	35+

Source: World Health Organization. (1998). *World Health Statistics Annual, 1996*. Geneva, Switzerland.

TOBACCO ECONOMY

Annual per capita Consumption, Three Year Moving Average

Level of cigarette consumption	1970	1980	1990	1995	1998
	No data available.				

Annual Cigarette Consumption

Year	Per capita Consumption (cigarette sticks)	Total Consumption (sticks in millions)
1972	—	15
1980	—	14
1990	—	40
1995	—	16
1998	—	15

Annual Tobacco Trade and Agriculture Statistics

	Unit of Measurement	1970	1980	1990	1995	1998
Cigarette imports	sticks in millions	—	14	40	16	15
Cigarette exports	sticks in millions	0	0	0	0	0
Tobacco leaf imports	metric tons	—	—	—	—	—
Tobacco leaf exports (% of total exports)	metric tons (%)	—	—	—	—	—
Cigarette production	sticks in millions	0	0	0	0	0
Tobacco leaf production	metric tons	—	—	—	—	—
Land devoted to tobacco growing (% of agricultural land)	hectares (%)	—	—	—	—	—
Employment in tobacco manufacturing	people	—	—	—	—	—

Cigarette Taxes and Duties

Excise tax	—
Sales tax	—
Import duty	—

Retail Price of 20 Cigarettes with Tax

Type	US \$	Local
Domestic brand	—	—
Foreign brand	—	—

Market Share by Cigarette Manufacturer

No data available.

Organizations Engaged in Tobacco Control

Permanent Secretary
Ministry of Health
Church Street
Basseterre
ST. KITTS
Tel: (869) 465 2521
Fax: (869) 465 1316

National Tobacco Control Provisions

Key: **B** = Banned through legislation and/or regulations

V = Voluntary provision, not nationally legislated and/or regulated

R = Restricted through legislation and/or regulations

X = Provision included in legislation and/or regulations

Advertising and Sponsorship

Advertising ban
Advertising restriction
Sponsorship ban
Sponsorship restriction

Health Promotion and Education

Health education curricula or programs
Public information initiatives

Sales and Distribution Restrictions

Free products or samples
Tobacco sales restricted to certain locations
Sales of smokeless tobacco prohibited
Sales or distribution to minors prohibited
Vending machines
Other restrictions on tobacco sales

Tobacco Product Regulations

V Health warning on tobacco packaging (one brand only)
Ingredient control: maximum nicotine yield
Ingredient control: toxic constituents / maximum tar yield
Ingredient disclosure on packaging

Smoke-Free Indoor Air Restrictions

Aircraft (domestic flights)
Aircraft (international flights)
Educational facilities
Government buildings
Health care facilities
Public transportation
Workplaces
Other public places

Other Provisions

National committee on tobacco control

Refer to Appendix B for more information about national tobacco control provisions.

PHARMACEUTICAL TREATMENTS FOR TOBACCO DEPENDENCE

Dosage Form

Regulatory Status

Advertising Status and Comments

Key: Rx = Prescription only medicines P = Pharmacy only OTC = Over the counter N/R = Not registered

	Population (millions)			
	1995	2000	2025	2050
Total	0.144	0.155	0.208	0.242
Females	0.072	0.078	0.105	0.122
Males	0.072	0.077	0.103	0.120

Source: Food and Agriculture Organization of the United Nations

Real GDP per capita (PPP), US Dollars	
1970	—
1980	2180
1990	3594
1995	4055
1998	4188

Source: Penn World Table

SMOKING PREVALENCE

Adult		Youth		Health Professionals	
Males	—	Males	—	Males	—
Females	—	Females	—	Females	—

Adult data: No data available.

Youth data: No data available.

Health professional data: No data available.

SMOKING-RELATED DISEASE IMPACT

Mortality from Cancer, Respiratory and Circulatory Disease, 1995
Numbers of deaths/World age-standardized mortality rate per 100,000 population

Disease	Male		Female		Age Category	Disease	Male		Female		Age Category
	Number	Rate	Number	Rate			Number	Rate	Number	Rate	
Trachea, lung, and bronchus cancer	5	—	4	—	35+	Ischemic heart disease	22	—	21	—	35+
Lip, oral cavity, and pharynx cancer	5	—	0	—	35+	Stroke	55	—	54	—	35+
Respiratory disease	11	—	9	—	35+	Other diseases of the circulatory system	78	—	83	—	35+
						All causes	410	—	392	—	35+

Source: World Health Organization. (1998). *World Health Statistics Annual, 1996*. Geneva, Switzerland.

TOBACCO ECONOMY

Annual per capita Consumption, Three Year Moving Average

Level of cigarette consumption	1970	1980	1990	1995	1998
	No data available.				

Annual Cigarette Consumption

Year	Per capita Consumption (cigarette sticks)	Total Consumption (sticks in millions)
1970	—	—
1980	—	—
1990	—	—
1995	—	—
1998	—	—

Annual Tobacco Trade and Agriculture Statistics

	Unit of Measurement	1970	1980	1990	1995	1998
Cigarette imports	sticks in millions	29	21	21	45	68
Cigarette exports	sticks in millions	0	0	0	0	0
Tobacco leaf imports	metric tons	51	76	30	40	15
Tobacco leaf exports (% of total exports)	metric tons (%)	—	—	—	—	—
Cigarette production	sticks in millions	—	—	—	—	—
Tobacco leaf production	metric tons	—	—	—	—	—
Land devoted to tobacco growing (% of agricultural land)	hectares (%)	—	—	—	—	—
Employment in tobacco manufacturing	people	—	—	—	—	—

Cigarette Taxes and Duties

Excise tax	—
Sales tax	—
Import duty	—

Retail Price of 20 Cigarettes with Tax

Type	US \$	Local
Domestic brand	—	—
Foreign brand	—	—

Market Share by Cigarette Manufacturer

No data available.

Organizations Engaged in Tobacco Control

Marian GREER & Sandra WILFRED
Saint Lucia Cancer Society
18 Coral Street
Castries
ST. LUCIA
Tel: (758) 451 8578, 452 1538

Mr. Cosmas RICHARDSON
Ministry of Trade
Castries
ST. LUCIA
Tel: (758) 451 6065
Fax: (758) 452 7427

Patricia JOSEPH
Bureau of Health Education
Ministry of Health
Chaussee Rd.
Castries
ST. LUCIA
Tel: (758) 452 2859
Fax: (758) 453 1080
health@cadw.ic

Ministry of Health
Permanent Secretary
Castries
ST. LUCIA
Tel: (758) 452 2827
Fax: (758) 452 5655

National Tobacco Control Provisions

Key: **B** = Banned through legislation and/or regulations

V = Voluntary provision, not nationally legislated and/or regulated

R = Restricted through legislation and/or regulations

X = Provision included in legislation and/or regulations

Advertising and Sponsorship

Advertising ban
Advertising restriction
Sponsorship ban
Sponsorship restriction

Health Promotion and Education

V Health education curricula or programs
V Public information initiatives

Sales and Distribution Restrictions

Free products or samples
Tobacco sales restricted to certain locations
Sales of smokeless tobacco prohibited
X Sales or distribution to minors prohibited
Vending machines
Other restrictions on tobacco sales

Tobacco Product Regulations

X Health warning on tobacco packaging
Ingredient control: maximum nicotine yield
Ingredient control: toxic constituents / maximum tar yield
Ingredient disclosure on packaging

Smoke-Free Indoor Air Restrictions

V Aircraft (domestic flights)
Aircraft (international flights)
V Educational facilities
Government buildings
V Health care facilities
Public transportation
Workplaces
V Other public places

Other Provisions

National committee on tobacco control

Refer to Appendix B for more information about national tobacco control provisions.

PHARMACEUTICAL TREATMENTS FOR TOBACCO DEPENDENCE

Dosage Form

Regulatory Status

Advertising Status and Comments

Key: Rx = Prescription only medicines P = Pharmacy only OTC = Over the counter N/R = Not registered

	Population (millions)			
	1995	2000	2025	2050
Total	0.110	0.114	0.131	0.141
Females	0.055	0.057	0.066	0.071
Males	0.055	0.057	0.065	0.070

Source: Food and Agriculture Organization of the United Nations

Real GDP per capita (PPP), US Dollars	
1977	1689
1980	1932
1990	3171
1995	3478
1996	3491

Source: Penn World Table

SMOKING PREVALENCE

Adult (18 Years & Older), 1991		Youth		Health Professionals	
Males	26.4	Males	—	Males	—
Females	3.5	Females	—	Females	—

Adult data: Current smoking, measured by the Ministry of Health's Risk Factor Survey; WHO Pan American Health Organization. (1997). *Report: Risk factor survey in St. Vincent.*

Youth data: No data available.

Health professional data: No data available.

SMOKING-RELATED DISEASE IMPACT

Mortality from Cancer, Respiratory and Circulatory Disease

Numbers of deaths/World age-standardized mortality rate per 100,000 population

Disease	Male		Female		Age Category	Disease	Male		Female		Age Category
	Number	Rate	Number	Rate			Number	Rate	Number	Rate	
Trachea, lung, and bronchus cancer	—	—	—	—		Ischemic heart disease	—	—	—	—	
Lip, oral cavity, and pharynx cancer	—	—	—	—		Stroke	—	—	—	—	
Respiratory disease	—	—	—	—		Other diseases of the circulatory system	—	—	—	—	
						All causes	—	—	—	—	

TOBACCO ECONOMY

Annual per capita Consumption, Three Year Moving Average

Level of cigarette consumption	1970	1980	1990	1995	1998
	No data available.				

Annual Cigarette Consumption

Year	Per capita Consumption (cigarette sticks)	Total Consumption (sticks in millions)
1970	—	—
1980	—	—
1990	—	—
1995	—	—
1998	—	—

Annual Tobacco Trade and Agriculture Statistics

	Unit of Measurement	1970	1980	1990	1995	1998
Cigarette imports	sticks in millions	17	11	11	8	10
Cigarette exports	sticks in millions	—	—	—	—	—
Tobacco leaf imports	metric tons	29	23	25	17	20
Tobacco leaf exports (% of total exports)	metric tons (%)	—	88 (1.60%)	40 (—)	—	—
Cigarette production	sticks in millions	—	—	—	—	—
Tobacco leaf production	metric tons	—	86	40	70	85
Land devoted to tobacco growing (% of agricultural land)	hectares (%)	—	80 (0.80%)	30 (0.27%)	60 (0.55%)	70 (—)
Employment in tobacco manufacturing	people	—	—	—	24	—

Cigarette Taxes and Duties

Excise tax	—
Sales tax	—
Import duty	—

Retail Price of 20 Cigarettes with Tax

Type	US \$	Local
Domestic brand	\$0.56	1.50
Foreign brand	\$2.17	5.85

Source: ACS/WHO Survey, 2000

Market Share by Cigarette Manufacturer

No data available.

Organizations Engaged in Tobacco Control

Anneke WILSON
 Family Planning & Adolescent Health
 Ministry of Health and the Environment
 ST. VINCENT & THE GRENADINES
 Tel: (784) 456 1991
 Fax: (784) 457 2684

National Tobacco Control Provisions

Key: **B** = Banned through legislation and/or regulations

V = Voluntary provision, not nationally legislated and/or regulated

R = Restricted through legislation and/or regulations

X = Provision included in legislation and/or regulations

Advertising and Sponsorship

Advertising ban
 Advertising restriction
 Sponsorship ban
 Sponsorship restriction

Health Promotion and Education

Health education curricula or programs
 Public information initiatives

Sales and Distribution Restrictions

Free products or samples
 Tobacco sales restricted to certain locations
 Sales of smokeless tobacco prohibited
 Sales or distribution to minors prohibited
 Vending machines
 Other restrictions on tobacco sales

Tobacco Product Regulations

Health warning on tobacco packaging
 Ingredient control: maximum nicotine yield
 Ingredient control: toxic constituents / maximum tar yield
 Ingredient disclosure on packaging

Smoke-Free Indoor Air Restrictions

Aircraft (domestic flights)
 Aircraft (international flights)
V Educational facilities (administrative ban)
 Government buildings
 Health care facilities
 Public transportation
 Workplaces
 Other public places

Other Provisions

National committee on tobacco control

Refer to Appendix B for more information about national tobacco control provisions.

PHARMACEUTICAL TREATMENTS FOR TOBACCO DEPENDENCE

Dosage Form

Regulatory Status

Advertising Status and Comments

Key: Rx = Prescription only medicines P = Pharmacy only OTC = Over the counter N/R = Not registered

	Population (millions)			
	1995	2000	2025	2050
All adults, ages 15+	0.268	0.290	0.410	0.483
Female adults	0.137	0.147	0.208	0.246
All youth, ages 0-14	0.141	0.127	0.115	0.105
Female youth	0.069	0.063	0.056	0.051

Source: United Nations Population Division, World Population Prospects 1950-2050 (1998 revision)

Real GDP per capita (PPP), US Dollars	
1970	2970
1980	3737
1990	2451
1995	2550
1998	—

Source: Penn World Table

SMOKING PREVALENCE

Adult		Youth (10-19 Year Olds), 1987-1988		Health Professionals	
Males	—	Males	36	Males	—
Females	—	Females	12	Females	—

Adult data: No data available.

Youth data: Lifetime cigarette smoking in 7 urban and rural areas; WHO Pan American Health Organization. (1990). *Country Collaborator's Report*. Aruba: W. Bakker.

Health professional data: No data available.

SMOKING-RELATED DISEASE IMPACT

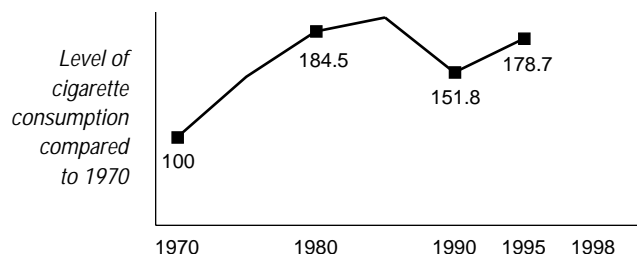
Mortality from Cancer, Respiratory and Circulatory Disease, 1990
Numbers of deaths/World age-standardized mortality rate per 100,000 population

Disease	Male		Female		Age Category	Disease	Male		Female		Age Category
	Number	Rate	Number	Rate			Number	Rate	Number	Rate	
Trachea, lung, and bronchus cancer	17	60.1	13	33.6	45+	Ischemic heart disease	—	—	—	—	
Lip, oral cavity, and pharynx cancer	2	10.0	1	4.0	45+	Stroke	—	—	—	—	
Respiratory disease	—	—	—	—		Other diseases of the circulatory system	—	—	—	—	
						All causes	—	—	—	—	

Source: Ferlay, J., Parkin, D.M., & Pisani, P. (1998). GLOBOCAN 1: Cancer Incidence and Mortality Worldwide. [CD-ROM]. International Agency for Research on Cancer.

TOBACCO ECONOMY

Annual per capita Consumption, Three Year Moving Average, 1970 = 100



Annual Cigarette Consumption

Year	Per capita Consumption (cigarette sticks)	Total Consumption (sticks in millions)
1970	1168	223
1980	2281	479
1990	1888	487
1995	2627	704
1998	—	—

Annual Tobacco Trade and Agriculture Statistics

	Unit of Measurement	1970	1980	1990	1995	1998
Cigarette imports	sticks in millions	36	100	0	232	—
Cigarette exports	sticks in millions	0	0	0	0	0
Tobacco leaf imports	metric tons	193	220	447	384	420
Tobacco leaf exports (% of total exports)	metric tons (%)	—	—	—	—	—
Cigarette production	sticks in millions	187	379	487	472	—
Tobacco leaf production	metric tons	—	—	—	—	—
Land devoted to tobacco growing (% of agricultural land)	hectares (%)	—	—	—	—	—
Employment in tobacco manufacturing	people	—	82	88	—	—

Cigarette Taxes and Duties

Excise tax	17% of factory price less retailer's margin
Import duty	50% ad valorem CIF plus 2% registration costs


Source: TMA—International Tobacco Guide

Retail Price of 20 Cigarettes with Tax

Type	US \$	Local
Average price	\$0.62	250.00

Source: TMA—International Tobacco Guide (1997 data)

Market Share by Cigarette Manufacturer, 1998



Source: TMA—International Tobacco Guide

Organizations Engaged in Tobacco Control

Association of Heart Disease Patients		
Medical Association of Suriname		
Ministry of Health		
The National Council Against Drug Abuse		
PAHO/WHO Representative Gravenstraat 60 (boven) Paramaribo SURINAME Tel: (597) 471676, 472401 Fax: (597) 471568		
Seventh Day Adventist Church		

National Tobacco Control Provisions

Key: **B** = Banned through legislation and/or regulations

R = Restricted through legislation and/or regulations

V = Voluntary provision, not nationally legislated and/or regulated

X = Provision included in legislation and/or regulations

Advertising and Sponsorship

Advertising ban
Advertising restriction
Sponsorship ban
Sponsorship restriction

Health Promotion and Education

V Health education curricula or programs
Public information initiatives

Sales and Distribution Restrictions

Free products or samples
Tobacco sales restricted to certain locations
Sales of smokeless tobacco prohibited
Sales or distribution to minors prohibited
Vending machines
Other restrictions on tobacco sales

Tobacco Product Regulations

Health warning on tobacco packaging
Ingredient control: maximum nicotine yield
Ingredient control: toxic constituents / maximum tar yield
Ingredient disclosure on packaging

Smoke-Free Indoor Air Restrictions

Aircraft (domestic flights)
Aircraft (international flights)
Educational facilities
Government buildings
R Health care facilities
Public transportation
Workplaces
Other public places

Other Provisions

National committee on tobacco control

Refer to Appendix B for more information about national tobacco control provisions.

PHARMACEUTICAL TREATMENTS FOR TOBACCO DEPENDENCE

<i>Dosage Form</i>	<i>Regulatory Status</i>	<i>Advertising Status and Comments</i>

Key: Rx = Prescription only medicines P = Pharmacy only OTC = Over the counter N/R = Not registered

	Population (millions)			
	1995	2000	2025	2050
All adults, ages 15+	0.879	0.972	1.217	1.289
Female adults	0.444	0.492	0.621	0.662
All youth, ages 0-14	0.383	0.323	0.276	0.254
Female youth	0.189	0.159	0.136	0.125

Source: United Nations Population Division, World Population Prospects 1950-2050 (1998 revision)

Real GDP per capita (PPP), US Dollars	
1970	6795
1980	11262
1990	7764
1995	7461
1998	8042

Source: Penn World Table

SMOKING PREVALENCE

Adult (35-69 Year Olds), 1977-1986

Males	42.1
Females	8

Youth (14-18 Year Olds), 1988

All youth	10.5
-----------	------

Health Professionals

Males	—
Females	—

Adult data: Smoking at the time of survey; Miller, G.J. et al. (1989). Ethnicity and other characteristics predictive of coronary heart disease in a developing community: principal results of the St. James Survey, Trinidad. *Int J Epidemiol* 18(4), 808-817.

Youth data: Current tobacco use in last 30 days; Singh, H. et al. (1991). Pattern of substance abuse among secondary school students in Trinidad and Tobago. *Public Health*, 105, 435-441.

Health professional data: No data available.

SMOKING-RELATED DISEASE IMPACT

Mortality from Cancer, Respiratory and Circulatory Disease, 1994

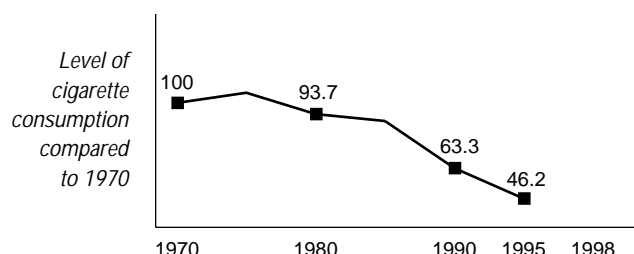
Numbers of deaths/World age-standardized mortality rate per 100,000 population

Disease	Male		Female		Age Category	Disease	Male		Female		Age Category
	Number	Rate	Number	Rate			Number	Rate	Number	Rate	
Trachea, lung, and bronchus cancer	62	29.4	19	9.4	35+	Ischemic heart disease	918	428.6	758	340.6	35+
Lip, oral cavity, and pharynx cancer	24	11.5	8	3.7	35+	Stroke	585	264.1	554	232.5	35+
Respiratory disease	161	72.1	92	41.4	35+	Other diseases of the circulatory system	333	148.4	362	151.3	35+
						All causes	4430	2011.9	3693	1631.0	35+

Source: World Health Organization. (1998). *World Health Statistics Annual, 1996*. Geneva, Switzerland.

TOBACCO ECONOMY

Annual per capita Consumption, Three Year Moving Average, 1970 = 100



Annual Cigarette Consumption

Year	Per capita Consumption (cigarette sticks)	Total Consumption (sticks in millions)
1970	1482	833
1980	1312	934
1990	850	687
1995	645	567
1998	—	—

Annual Tobacco Trade and Agriculture Statistics

	Unit of Measurement	1970	1980	1990	1995	1998
Cigarette imports	sticks in millions	10	92	12	14	11
Cigarette exports	sticks in millions	2	7	26	111	92
Tobacco leaf imports	metric tons	626	1060	662	649	1165
Tobacco leaf exports (% of total exports)	metric tons (%)	—	11 (0.00%)	—	—	—
Cigarette production	sticks in millions	825	849	701	664	—
Tobacco leaf production	metric tons	245	14	101	—	—
Land devoted to tobacco growing (% of agricultural land)	hectares (%)	227 (0.23%)	24 (0.02%)	48 (0.04%)	—	—
Employment in tobacco manufacturing	people	540	380	272	166	—

Cigarette Taxes and Duties

Sales tax	13.04% of retail price + 105 LCU/1000 cigs
Import duty	30% of CIF value + 10% stamp tax
Preferential rates for CARICOM nations	

Source: TMA—International Tobacco Guide

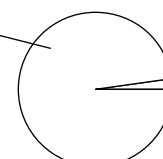
Retail Price of 20 Cigarettes with Tax

Type	US \$	Local
Domestic brand	\$1.12	7.00
Foreign brand	\$1.28	8.00

Source: EIU, Autumn 1998

Market Share by Cigarette Manufacturer, 1998

West Indian Tobacco Co. Ltd. (BAT) 98.5%



Source: TMA—International Tobacco Guide

Organizations Engaged in Tobacco Control

Laverne M. FERNANDES
The Trinidad and Tobago Cancer Society
157A Western Main Road
St. James, Port of Spain
TRINIDAD
Tel: (868) 622 6827
Fax: (868) 622 8497

Carol-Ann SENAH
Health Education Division
Ministry of Health
5 Regent Lane, Belmont
Port of Spain
TRINIDAD
Tel: (868) 625 2882
Fax: (868) 625 4289
healthed@tstt.net.it

National Tobacco Control Provisions

Key: **B** = Banned through legislation and/or regulations

V = Voluntary provision, not nationally legislated and/or regulated

R = Restricted through legislation and/or regulations

X = Provision included in legislation and/or regulations

Advertising and Sponsorship

Advertising ban

V Advertising restriction

Sponsorship ban

Sponsorship restriction

Health Promotion and Education

V Health education curricula or programs

V Public information initiatives

Sales and Distribution Restrictions

R Free products or samples

Tobacco sales restricted to certain locations

Sales of smokeless tobacco prohibited

X Sales or distribution to minors prohibited

Vending machines

Other restrictions on tobacco sales

Tobacco Product Regulations

X Health warning on tobacco packaging

V Ingredient control: maximum nicotine yield

V Ingredient control: toxic constituents / maximum tar yield

V Ingredient disclosure on packaging

Smoke-Free Indoor Air Restrictions

Aircraft (domestic flights)

V Aircraft (British West Indian Airways)

V Educational facilities

Government buildings

V Health care facilities

Public transportation

V Workplaces

Other public places

Other Provisions

National committee on tobacco control

Refer to Appendix B for more information about national tobacco control provisions.

PHARMACEUTICAL TREATMENTS FOR TOBACCO DEPENDENCE

Dosage Form

Regulatory Status

Advertising Status and Comments

Key: Rx = Prescription only medicines P = Pharmacy only OTC = Over the counter N/R = Not registered

	Population (millions)			
	1995	2000	2025	2050
All adults, ages 15+	207.858	218.587	266.333	289.593
Female adults	106.541	112.000	136.523	148.909
All youth, ages 0-14	59.162	59.770	59.240	59.725
Female youth	28.890	29.180	28.886	29.123

Source: United Nations Population Division, World Population Prospects 1950-2050 (1998 revision)

Real GDP per capita (PPP), US Dollars	
1970	12963
1980	15295
1990	18054
1995	18975
1998	20647

Source: Penn World Table

SMOKING PREVALENCE

Adult (18 Years & Older), 1997		Youth (11-15 Year Olds), 1998		Health Professionals, 1991	
Males	27.6	Males	7	Physicians	3.3
Females	22.1	Females	6	Registered nurses	18.3

Adult data: Daily cigarette smoking; Centers for Disease Control and Prevention. (1999). Cigarette smoking among adults - United States 1997. *MMWR*, 48, 993-996.

Youth data: Daily smoking; Currie, C. et al. (2000). *Health behaviour in school-aged children: a WHO cross-national study*. Health Policy for Children and Adolescents Series No. 1. Copenhagen: WHO Regional Office for Europe.

Health professional data: Current cigarette smoking (having smoked 100+ cigarettes in lifetime & still smoking at time of survey) measured by National Health Interview Survey; Nelson, D.E. et al. (1994). Trends in cigarette smoking among US physicians and nurses. *JAMA*, 271(16), 1273-1275.

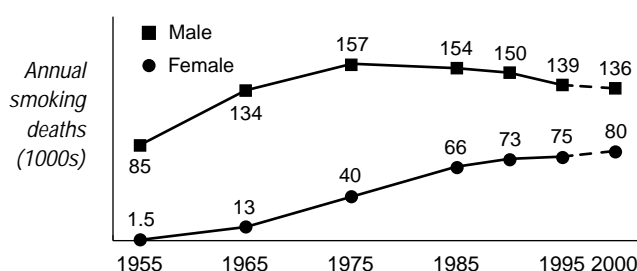
SMOKING-RELATED DISEASE IMPACT

Numbers of Deaths Attributed to Smoking/Total Deaths (thousands), 1995

Cause	Males (by age)			Females (by age)		
	0-34	35-69	70+	0-34	35-69	70+
Lung cancer	—/0.2	41/44	44/48	—/0.1	23/27	28/32
All cancer	—/4.3	58/119	62/158	—/3.8	28/104	36/149
Vascular	—/4.7	43/145	39/303	—/2.9	22/74	51/426
Respiratory	—/1.9	14/24	35/81	—/1.5	11/19	35/88
All other	—/82	25/135	12/115	—/35	13/66	19/170
All causes	—/93	139/423	147/657	—/44	75/262	141/833

Source: Peto, Lopez et al, 2000

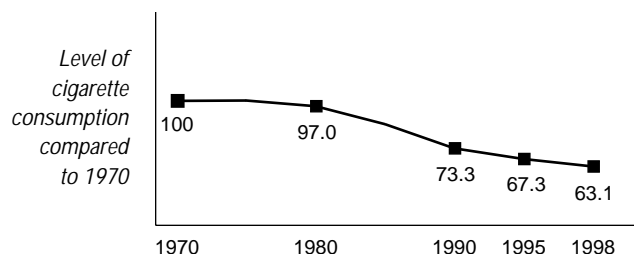
Smoking-Attributed Numbers of Deaths per Year, Ages 35-69 Only



Source: Peto, Lopez et al, 2000

TOBACCO ECONOMY

Annual per capita Consumption, Three Year Moving Average, 1970 = 100



Annual Cigarette Consumption

Year	Per capita Consumption (cigarette sticks)	Total Consumption (sticks in millions)
1970	3681	554174
1980	3544	632671
1990	2762	548076
1995	2494	518382
1998	2255	483000

Annual Tobacco Trade and Agriculture Statistics

	Unit of Measurement	1970	1980	1990	1995	1998
Cigarette imports	sticks in millions	121	569	2677	3212	4000
Cigarette exports	sticks in millions	29147	81998	164301	231100	201000
Tobacco leaf imports	metric tons	99241	183625	198844	199089	246763
Tobacco leaf exports (% of total exports)	metric tons (%)	234262 (1.16%)	273997 (0.63%)	229813 (—)	210443 (—)	215222 (—)
Cigarette production	sticks in millions	583200	714100	709700	746270	680000
Tobacco leaf production	metric tons	864752	810200	737710	576020	670940
Land devoted to tobacco growing (% of agricultural land)	hectares (%)	363524 (0.19%)	372700 (0.20%)	296760 (0.16%)	268360 (0.15%)	290430 (—)
Employment in tobacco manufacturing	people	71000	58000	41000	37000	—

Cigarette Taxes and Duties

Excise tax	.39 LCU/pack federal tax; .025-1 LCU/pack state tax
Sales tax	0%-6% state tax
Import duty	2.3% & 1.05 LCU/kg paper wrap; .9% & .417 LCU/kg clove
Import duty	3.2% & 1.5 LCU/kg other (Canada & Mexico exempt)

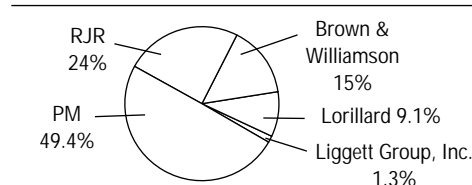
Source: ERC, 1999

Retail Price of 20 Cigarettes with Tax

Type	US \$	Local
Domestic brand	\$3.26	3.26
Foreign brand	\$3.38	3.38

Source: EIU, Autumn 1999

Market Share by Cigarette Manufacturer, 1998



Source: Maxwell Report

Organizations Engaged in Tobacco Control

Centers for Disease Control and Prevention
Office on Smoking and Health
4770 Buford Hwy. NE, MS-K50
Atlanta, Georgia 30341-3724 USA
Tel: (1-770) 488 5709
Fax: (1-770) 488 5767
lgreen@cdc.gov

Ms. Fran DU MELLE
American Lung Association
1726 M Street, NW, Suite 902
Washington, D.C. 20036-4502 USA
Tel: (1-202) 785 3355
Fax: (1-202) 452 1805
fdumelle@lungusadc.org

Thomas P. HOUSTON, MD
American Medical Association
Preventive Medicine & Environmental
Health
515 North State Street
Chicago, IL 60610 USA
Tel: (1-312) 464 5957
Fax: (1-312) 464 5842
thomas_houston@ama-assn.org

Mr. Alvin LEVER
American College of Chest Physicians
3300 Dundee Road
Northbrook, IL 60062-2348 USA
Tel: (1-847) 498 1400
Fax: (1-847) 498 5460
alever@chestnet.org
www.chestnet.org

Marc MANLEY, MD, MPH
National Cancer Institute
Tobacco Control Research Branch
6130 Executive Blvd., Room 241
Rockville, MD 20852-7337 USA
Tel: (1-301) 496 8584
Fax: (1-301) 496 8675
mm112h@nih.gov

William D. NOVELLI
National Center for Tobacco-Free Kids
1707 L Street NW, Suite 800
Washington DC 20036 USA
Tel: (1-202) 296 5469
Fax: (1-202) 296 5427
wnovelli@tobaccofreekids.org

Michael PERTSCHK
Advocacy Institute
1707 L Street, N.W.
Suite 400
Washington, DC 20036 USA
Tel: (1-202) 659 8475
Fax: (1-202) 659 8484
mpertschuk@advocacy.org

Brigid McHugh SANNER
American Heart Association
7272 Greenville Avenue
Dallas, TX 75231-4596 USA
Tel: (1-214) 706 1381
Fax: (1-214) 369 3685
brigids@heart.org

Michael J. THUN, MD
American Cancer Society
Epidemiology & Surveillance Research
1599 Clifton Road, NE
Atlanta, GA 30329-4251 USA
Tel: (404) 329 7657
Fax: (404) 327 6450
mthun@cancer.org

National Tobacco Control Provisions

Key: **B** = Banned through legislation and/or regulations

V = Voluntary provision, not nationally legislated and/or regulated

R = Restricted through legislation and/or regulations

X = Provision included in legislation and/or regulations

Advertising and Sponsorship

- X** Advertising ban (cinema, billboards, radio, television, & videos)
- X,V** Advertising restriction (health warnings & print media)
- Sponsorship ban
- X** Sponsorship restriction

Health Promotion and Education

- X** Health education curricula or programs
- X** Public information initiatives

Sales and Distribution Restrictions

- V,B** Free products or samples (except adult only facilities)
- Tobacco sales restricted to certain locations
- Sales of smokeless tobacco prohibited
- X** Sales or distribution to minors prohibited
- R** Vending machines
- X** Other restrictions on tobacco sales

Tobacco Product Regulations

- X** Health warning on tobacco packaging
- Ingredient control: maximum nicotine yield
- X** Ingredient control: toxic constituents / maximum tar yield
- Ingredient disclosure on packaging

Smoke-Free Indoor Air Restrictions

- B** Aircraft (domestic flights)
- B** Aircraft (international flights under six hours)
- B** Educational facilities (receiving federal funds)
- B** Government buildings (including Department of Health)
- X** Health care facilities (state & local levels)
- B** Public transportation
- X** Workplaces (state & local levels)
- X** Other public places (state & local levels)

Other Provisions

- V** National committee on tobacco control

Refer to Appendix B for more information about national tobacco control provisions.

PHARMACEUTICAL TREATMENTS FOR TOBACCO DEPENDENCE

<i>Dosage Form</i>	<i>Regulatory Status</i>	<i>Advertising Status and Comments</i>
Nicotine gum	OTC	Advertised
Nicotine patch	OTC	Advertised
Bupropion tablet	Rx	Advertised

Key: Rx = Prescription only medicines P = Pharmacy only OTC = Over the counter N/R = Not registered

	Population (millions)			
	1995	2000	2025	2050
All adults, ages 15+	2.412	2.510	3.079	3.519
Female adults	1.264	1.313	1.589	1.801
All youth, ages 0-14	0.806	0.827	0.828	0.843
Female youth	0.394	0.405	0.404	0.412

Source: United Nations Population Division, World Population Prospects 1950-2050 (1998 revision)

Real GDP per capita (PPP), US Dollars	
1970	4121
1980	5091
1990	4602
1995	5459
1998	6058

Source: Penn World Table

SMOKING PREVALENCE

Adults, 1995		Young Adults (15-29 Year Olds), 1993		Health Professionals, 1992	
Males	31.7	Ever smoking	57	Smokers	30
Females	14.3	Regular smoking	33	Ex-smokers	40

Adult data: Current smoking measured by National Institute of Statistics (INE); Data provided during an interview with Dr. Helmut Kasdorf, President, Uruguayan Anti-Tobacco Association. (1999, May 4).

Young adult data: Ever and regular smoking among all young adults measured by a 1993 national drug use survey; WHO. (1997). *Tobacco or health: a global status report*. Geneva.

Health professional data: Current and former smoking among health professionals at one private health institution in Montevideo; survey conducted by Dr. Kasdorf.

SMOKING-RELATED DISEASE IMPACT

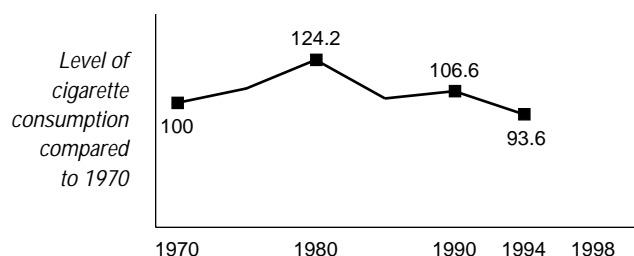
Mortality from Cancer, Respiratory and Circulatory Disease, 1990
Numbers of deaths/World age-standardized mortality rate per 100,000 population

Disease	Male		Female		Age Category	Disease	Male		Female		Age Category
	Number	Rate	Number	Rate			Number	Rate	Number	Rate	
Trachea, lung, and bronchus cancer	1019	201.5	111	17.3	45+	Ischemic heart disease	—	—	—	—	
Lip, oral cavity, and pharynx cancer	103	20.5	21	3.5	45+	Stroke	—	—	—	—	
Respiratory disease	—	—	—	—		Other diseases of the circulatory system	—	—	—	—	
						All causes	—	—	—	—	

Source: Ferlay, J., Parkin, D.M., & Pisani, P. (1998). GLOBOCAN 1: Cancer Incidence and Mortality Worldwide. [CD-ROM]. International Agency for Research on Cancer.

TOBACCO ECONOMY

Annual per capita Consumption, Three Year Moving Average, 1970 = 100



Annual Cigarette Consumption

Year	Per capita Consumption (cigarette sticks)	Total Consumption (sticks in millions)
1970	1552	3141
1980	1881	4004
1990	1648	3786
1995	1396	3366
1998	—	—

Annual Tobacco Trade and Agriculture Statistics

	Unit of Measurement	1970	1980	1990	1995	1998
Cigarette imports	sticks in millions	20	90	4	1	—
Cigarette exports	sticks in millions	—	—	118	196	—
Tobacco leaf imports	metric tons	4573	3371	2671	1855	7689
Tobacco leaf exports (% of total exports)	metric tons (%)	—	—	40 (0.00%)	—	86 (—)
Cigarette production	sticks in millions	3121	3914	3900	3561	—
Tobacco leaf production	metric tons	411	1392	1860	2500	2600
Land devoted to tobacco growing (% of agricultural land)	hectares (%)	481 (0.03%)	780 (0.05%)	845 (0.06%)	780 (0.06%)	800 (—)
Employment in tobacco manufacturing	people	1000	800	549	468	—

Cigarette Taxes and Duties

Excise tax	66.50%
Sales tax	23%
Import duty	23% (non-MERCOSUR only)
Other import duties	1.3%; 120 US\$/shipments >3500 US\$

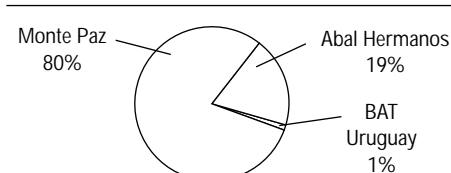
Source: ERC, 1999

Retail Price of 20 Cigarettes with Tax

Type	US \$	Local
Domestic brand	\$1.54	18.00
Foreign brand	\$3.25	38.00

Source: EIU, Autumn 1999

Market Share by Cigarette Manufacturer, 1998



Source: ERC based on trade sources

Organizations Engaged in Tobacco Control

<p>Dr. Ricardo BACHMANN Comision Honoraria Para La Salud Cardiovascular Bvar. Artigas 2358, Codigo Postal 11800 Montevideo, URUGUAY Tel: (598-2) 480 27 15 Fax: (598-2) 481 59 29 comiscv@multi.com.uy bachmann@multi.com.uy</p>	<p>Dr. Alvaro CERVIERI DIPROSA, Toxic Habits Ministerio de Salud Publica 18 de Julio, 40. Piso Montevideo 11200 URUGUAY Tel: (598-2) 408 82 72 Fax: (598-2) 408 55 80</p>	<p>Mrs. Gracila MOIZO Liga Uruguaya de Voluntarios de Educacion y Control del Cancer (LUVEC) Joanico 3216 Montevideo URUGUAY Tel: (598-2) 362 24 62 Fax: (598-2) 901 72 62</p>
<p>Eduardo A. BIANCO, MD Asociacion Espanola Primera de Socorros Mutuos Bvar. Artigas 1465 Montevideo 11200, URUGUAY Tel: (598-2) 400 39 92 Fax: (598-2) 601 35 96 biamau@adinet.com.uy</p>	<p>Mrs. Rosa GUTIERREZ Asociacion America Latina Contra el Tobaco Uruguay 1388/205 Montevideo 11200 URUGUAY Tel: (598-2) 900 18 81 Fax: (598-2) 902 19 86</p>	<p>Professor Milton PORTOS University Group to Abandon Tobacco (GUAT) Rambla Gandhi 197. Apto.1001 C.P. 11300, Montevideo URUGUAY Tel & Fax: (598-2) 480 59 01 mbportos@adinet.com.uy</p>
<p>Ms. Dinorah Gonzalez BLASCO Comision Honoraria de Lucha contra el Cancer Brandzen 1961 Piso 12 11200 Montevideo URUGUAY Tel: (598-2) 42 08 07 Fax: (598-2) 42 08 10</p>	<p>Helmut KASDORF, MD Uruguayan Committee Against Tobacco (CATU) Bushental 3467 Montevideo 11700 URUGUAY Tel: (598-2) 336 59 41, 336 68 79 Fax: (598-2) 902 19 86 hkasdorf@netgate.com.uy</p>	<p>Sr. Eduardo Martinez ZIMARTOFF Liga Uruguaya de Defensa del Consumidor Mario Cassinoni 1157 11200 Montevideo URUGUAY Tel: (598-2) 401 21 74 Fax: (598-2) 408 72 21 consumo@adinet.com.uy</p>

National Tobacco Control Provisions

Key: **B** = Banned through legislation and/or regulations

R = Restricted through legislation and/or regulations

V = Voluntary provision, not nationally legislated and/or regulated

X = Provision included in legislation and/or regulations

Advertising and Sponsorship

- V** Advertising ban (advertising in educational & health facilities)
- V** Advertising restriction
- Sponsorship ban
- V** Sponsorship restriction

Health Promotion and Education

- X** Health education curricula or programs
- X** Public information initiatives

Sales and Distribution Restrictions

- Free products or samples
- X** Tobacco sales prohibited at educational facilities
- Sales of smokeless tobacco prohibited
- X** Sales or distribution to minors prohibited
- Vending machines
- X** Other restrictions on tobacco sales

Tobacco Product Regulations

- X** Health warning on tobacco packaging
- Ingredient control: maximum nicotine yield
- Ingredient control: toxic constituents / maximum tar yield
- X** Ingredient disclosure on packaging

Smoke-Free Indoor Air Restrictions

- Aircraft (domestic flights)
- Aircraft (international flights)
- B** Educational facilities
- B** Government buildings
- B** Health care facilities
- B** Public transportation (buses & taxis)
- Workplaces
- X** Other public places

Other Provisions

- X** National committee on tobacco control

Refer to Appendix B for more information about national tobacco control provisions.

PHARMACEUTICAL TREATMENTS FOR TOBACCO DEPENDENCE

<i>Dosage Form</i>	<i>Regulatory Status</i>	<i>Advertising Status and Comments</i>
Nicotine gum	P	Advertised
Nicotine patch	P	Advertised
Bupropion tablet	Rx	

Key: Rx = Prescription only medicines P = Pharmacy only OTC = Over the counter N/R = Not registered

	Population (millions)			
	1995	2000	2025	2050
All adults, ages 15+	13.929	15.943	26.345	33.617
Female adults	6.965	7.982	13.262	17.038
All youth, ages 0-14	7.915	8.227	8.430	8.535
Female youth	3.877	4.027	4.120	4.168

Source: United Nations Population Division, World Population Prospects 1950-2050 (1998 revision)

Real GDP per capita (PPP), US Dollars	
1970	7753
1980	7401
1990	6055
1995	6729
1998	6559

Source: Penn World Table

SMOKING PREVALENCE

Adult (15 Years & Older), 1992		Youth (12-15 Year Olds), 1984		Resident Doctors, 1990	
Males	41.8	All youth, regular	1.34	Use in last year	15.7
Females	39.2	All youth, occasional	1.34	Lifetime use	20.9

Adult data: Daily and occasional smoking of 20 cigarettes or less; information provided by Natasha Herrera through the WHO Tobacco or Health Database.

Youth data: Regular or occasional smoking; Ministry of Health and Social Welfare. (1984). *Survey of smoking in Venezuela*.

Resident doctor data: Yearly & lifetime tobacco use among resident doctors at the University Hospital of Los Andes, average age 30 years; Baptista, T. et al. (1993). Substance use among resident doctors in Venezuela. *Drug Alcohol Depend*, 32, 127-132.

SMOKING-RELATED DISEASE IMPACT

Mortality from Cancer, Respiratory and Circulatory Disease, 1994

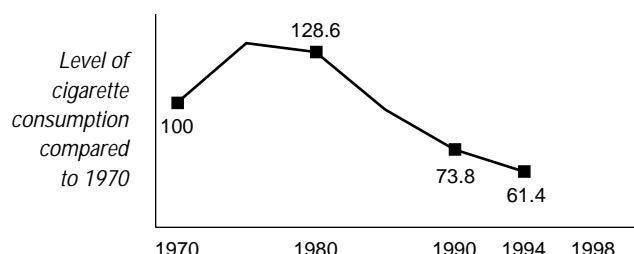
Numbers of deaths/World age-standardized mortality rate per 100,000 population

Disease	Male		Female		Age Category	Disease	Male		Female		Age Category
	Number	Rate	Number	Rate			Number	Rate	Number	Rate	
Trachea, lung, and bronchus cancer	1150	49.9	625	23.7	35+	Ischemic heart disease	7605	335.0	5543	205.8	35+
Lip, oral cavity, and pharynx cancer	146	6.3	84	3.2	35+	Stroke	4026	179.7	4205	155.0	35+
Respiratory disease	1331	60.2	1187	43.9	35+	Other diseases of the circulatory system	4008	180.0	3795	150.3	35+
						All causes	36971	1577.3	30215	1112.8	35+

Source: World Health Organization. (1998). *World Health Statistics Annual, 1996*. Geneva, Switzerland.

TOBACCO ECONOMY

Annual per capita Consumption, Three Year Moving Average, 1970 = 100



Annual Cigarette Consumption

Year	Per capita Consumption (cigarette sticks)	Total Consumption (sticks in millions)
1970	1797	10471
1980	2367	21188
1990	1418	17105
1995	1079	15029
1998	—	—

Annual Tobacco Trade and Agriculture Statistics

	Unit of Measurement	1970	1980	1990	1995	1998
Cigarette imports	sticks in millions	8	427	31	48	32
Cigarette exports	sticks in millions	0	539	6486	12825	17659
Tobacco leaf imports	metric tons	46	334	317	8678	9649
Tobacco leaf exports (% of total exports)	metric tons (%)	419 (0.01%)	454 (0.00%)	823 (0.01%)	491 (0.00%)	191 (—)
Cigarette production	sticks in millions	10463	21300	23560	27806	—
Tobacco leaf production	metric tons	11912	13131	14550	14751	13129
Land devoted to tobacco growing (% of agricultural land)	hectares (%)	9456 (0.27%)	8886 (0.24%)	9009 (0.23%)	8287 (0.23%)	8799 (—)
Employment in tobacco manufacturing	people	2600	4430	3300	2861	—

Cigarette Taxes and Duties

Sales tax	15.5%; 50% of retail price
Sales tax	10% of wholesale price; 6% of wholesale price
Import duty	23%
Other import duties	2%

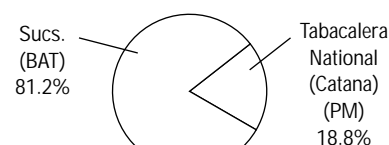
Source: ERC, 1999

Retail Price of 20 Cigarettes with Tax

Type	US \$	Local
Domestic brand	\$1.28	800.00
Foreign brand	\$1.44	900.00

Source: EIU, Autumn 1999

Market Share by Cigarette Manufacturer, 1999



Source: Maxwell Report

Organizations Engaged in Tobacco Control

<p>Dr. Manuel ADRIANZA Fundacion Antitabaquica de Venezuela Instituto Diagnostico Av. Anauro - San Bernardino Caracas VENEZUELA Tel: (58-2) 977 0995 Fax: (58-2) 976 0731 save@telcel.net.ve</p>	<p>Dr. Ricardo GRANERO ASCARDIO Carrera 17 con Calle 12 Barquisimeto VENEZUELA Tel: (58-51) 522 592 Fax: (58-51) 518 398 jgranero@telcel.net.ve</p>	<p>Aldolfo TAYLHARDAT Diputado al Parlamento Latinoamericano Urb. Santa Rosa de Lima, Calle "C" Residencia La Blanquilla, Apto. 1-A Caracas 1060 VENEZUELA Tel: (58-2) 992 6173 Fax: (58-2) 991 7080 taylhard@telcel.net.ve</p>
<p>Dr. Eduardo Morales BRICENO Sociedad Venezolana de Cardiologia Av. Jose Maria Vargas, Torre del Colegio Piso 2, Apartado Postal 80917, Ofic. B-1, Sta Fe Norte Caracas 1080-A VENEZUELA Tel: (58-2) 979 8280</p>	<p>Dr. Natasha Adrianza de HERRERA OPS/OMS Venezuela P.O. Box 6722 Carmelitas Caracas 1010 VENEZUELA Tel: (58-2) 267 1622 Fax: (58-2) 261 6069 opsven@true.net</p>	<p>Dr. Virgilio-Antonio VASQUEZ Ministerio de Sanidad y Asistencia Social Conj. Res. La Horqueta Edif. 6, Ap. 6-2-4 3101 Carvajal, Trujillo State VENEZUELA Tel: (58-71) 441 782</p>
<p>Dr. Carlos COTTE RUIZ Sociedad Anticancerosa de Venezuela Canonigos a Esperanza Nr. 43 - San Jose 1010 Caracas VENEZUELA Tel: (58-2) 561 9622 Fax: (58-2) 561 9577</p>	<p>Seventh Day Adventist Church</p>	<p>Venezuelan Tuberculosis and Pneumonology Society</p>

National Tobacco Control Provisions

Key: B = Banned through legislation and/or regulations

R = Restricted through legislation and/or regulations

V = Voluntary provision, not nationally legislated and/or regulated

X = Provision included in legislation and/or regulations

Advertising and Sponsorship

- X Advertising ban (radio & television)
- X Advertising restriction (cinema, outdoor & press)
- Sponsorship ban
- X Sponsorship restriction

Health Promotion and Education

- X Health education curricula or programs
- X Public information initiatives

Sales and Distribution Restrictions

- R Free products or samples
- X Tobacco sales prohibited in health facilities
- Sales of smokeless tobacco prohibited
- X Sales or distribution to minors prohibited
- Vending machines
- Other restrictions on tobacco sales

Tobacco Product Regulations

- X Health warning on tobacco packaging
- Ingredient control: maximum nicotine yield
- Ingredient control: toxic constituents / maximum tar yield
- Ingredient disclosure on packaging

Smoke-Free Indoor Air Restrictions

- B Aircraft (domestic flights)
- Aircraft (international flights)
- B Educational facilities
- B Government buildings (areas accessible to the public)
- B Health care facilities
- B Public transportation
- R Workplaces
- X Other public places

Other Provisions

- X National committee on tobacco control

Refer to Appendix B for more information about national tobacco control provisions.

PHARMACEUTICAL TREATMENTS FOR TOBACCO DEPENDENCE

<i>Dosage Form</i>	<i>Regulatory Status</i>	<i>Advertising Status and Comments</i>
Nicotine gum	P	Advertised
Nicotine patch	P	Advertised
Bupropion tablet	Rx	

Key: Rx = Prescription only medicines P = Pharmacy only OTC = Over the counter N/R = Not registered