



POPULATION

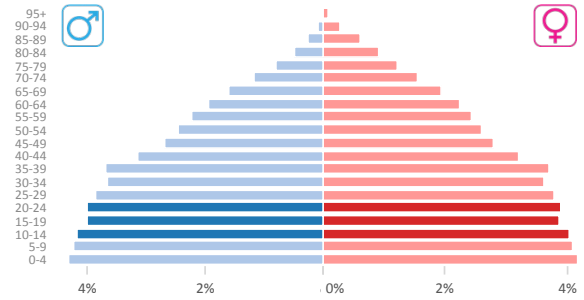
MALE FEMALE TOTAL

Source: United Nations Population Division: World Population Prospects, 2015 Revision.

Adolescent and Youth Population

Age	Male	Female	Total
20-24	1,753,654	1,703,095	3,456,749
15-19	1,754,988	1,699,121	3,454,109
10-14	1,830,758	1,770,409	3,601,167
10-24	5,339,400	5,172,625	10,512,025

Adolescents and Youth, percentage of total population: **24%**

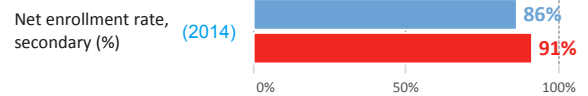


ECONOMIC DEVELOPMENT

EDUCATION PARTICIPATION

Source: World Development Indicators (WDIs), The World Bank, 2016.

GDP per capita, PPP (current international \$) **874,071.0 (2016)**
GDP growth (annual %) **-2.3 (2016)**



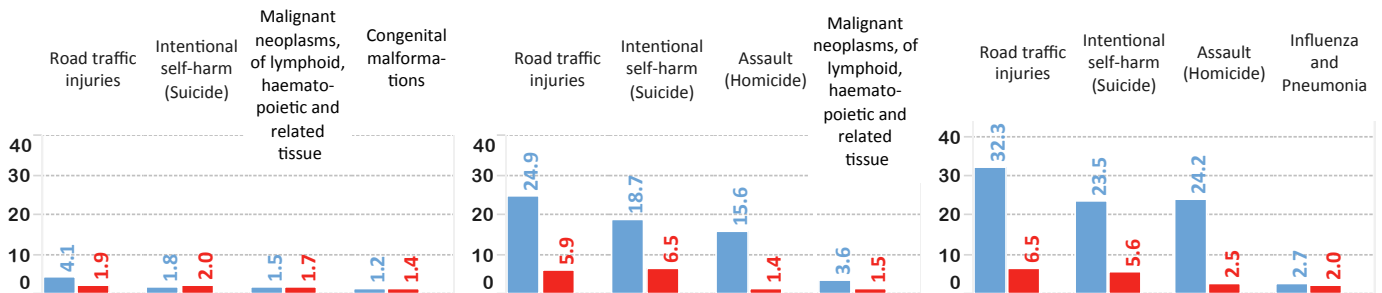
MORTALITY RATES - Four Leading Causes of Death, by Age Group and Sex (per 100,000 Population)

Source: PAHO Regional Mortality Database, Pan American Health Organization (PAHO/WHO), 2016 Edition. Country latest mortality data available as of 2014.

(10-14 years old)

(15-19 years old)

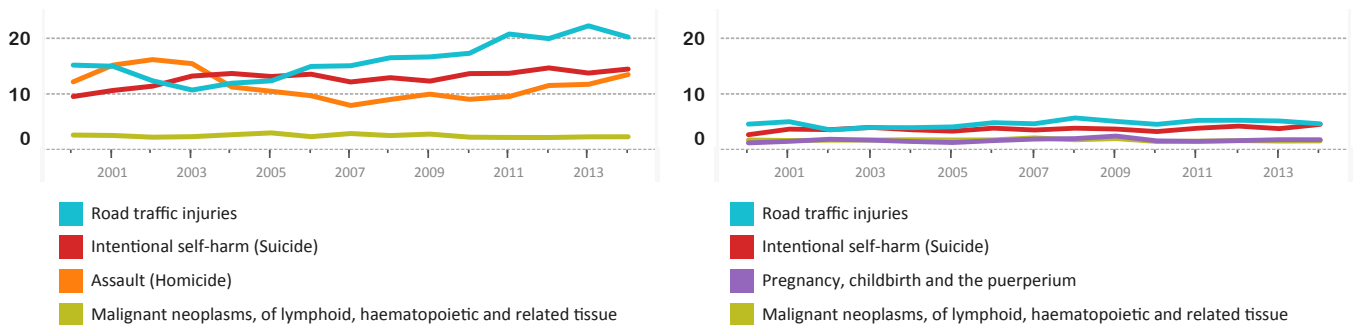
(20-24 years old)



MORTALITY TRENDS - Four Leading Causes of Death, by Sex (per 100,000 Population)



Adolescent and Youth (10-24 years old), 2000-2014



MENTAL HEALTH

PROTECTIVE FACTORS

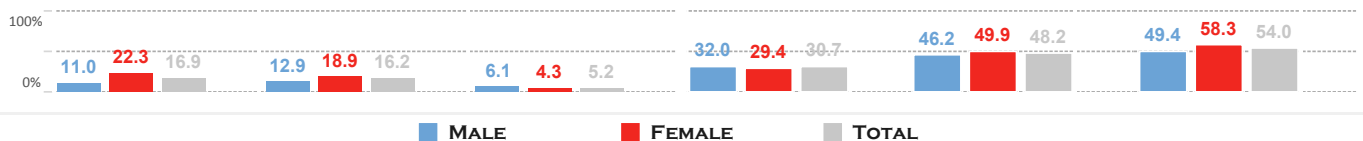


Source: 2012 Global School Health Survey (GSHS), WHO.



Source: 2012 Global School Health Survey (GSHS), WHO.

Percentage of students who ever seriously considered attempting suicide during the past 12 months
Students who actually attempted suicide one or more times during the past 12 months
Students who had no close friends
Students who missed classes or school without permission 1+ of the past 30 days
Students whose parents usually understood their problems and worries the past 30 days
Students whose parents really usually knew what they do with free time the past 30 days



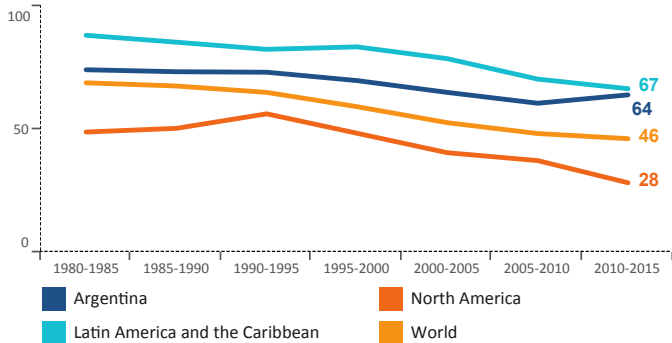


SEXUAL AND REPRODUCTIVE HEALTH

MALE FEMALE TOTAL

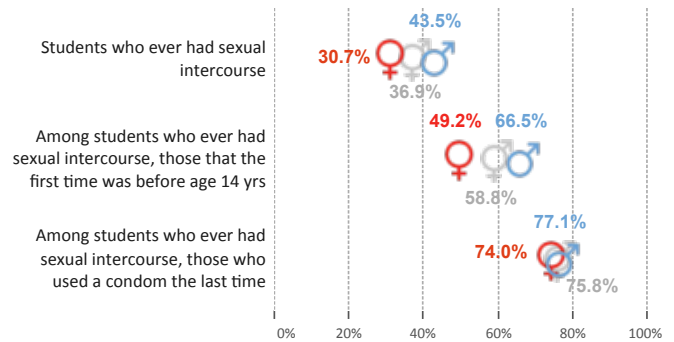
Trends in Adolescent Fertility Rate (Births per 1,000 women ages 15-19 years old), 1980-2015

Source: United Nations Population Division.
World Population Prospects: The 2015 Revision.



Sexual Behavior in Adolescents (age group: 13-15 years old)

Source: 2012 Global School Health Survey (GSHS), WHO.



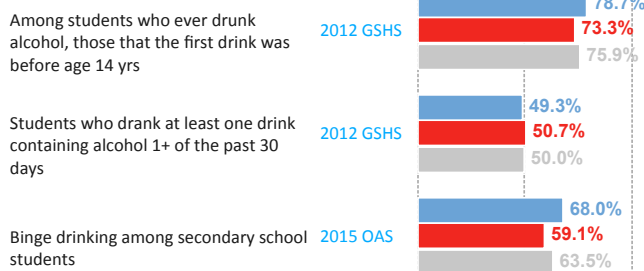
RISK FACTORS

MALE FEMALE TOTAL

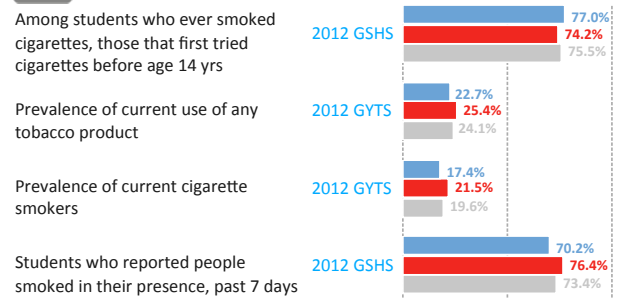
Sources: GSHS - Global School Health Survey (WHO) GYTS - Global Youth Tobacco Survey (PAHO) OAS - Report on Drug Use in the Americas



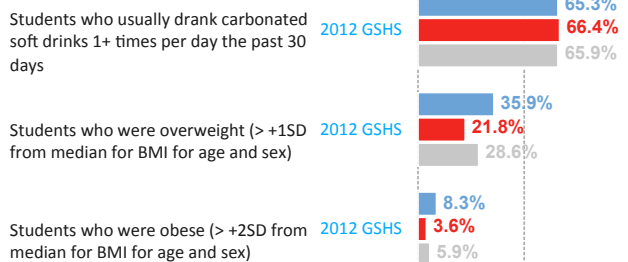
Alcohol Use



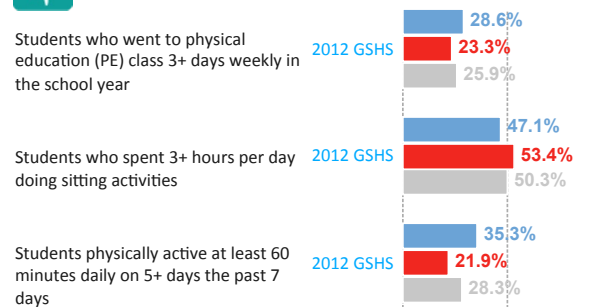
Tobacco Use



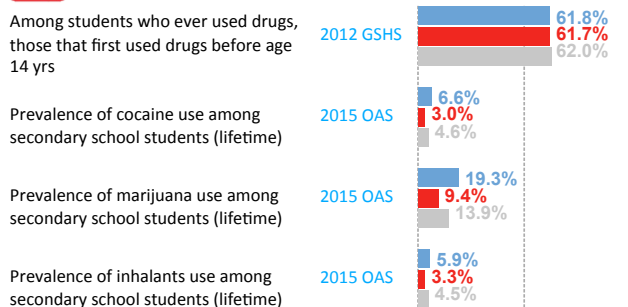
Overweight/Obesity/Diet



Physical Activity



Drug Use



Violence and Unintentional Injuries

