



### POPULATION

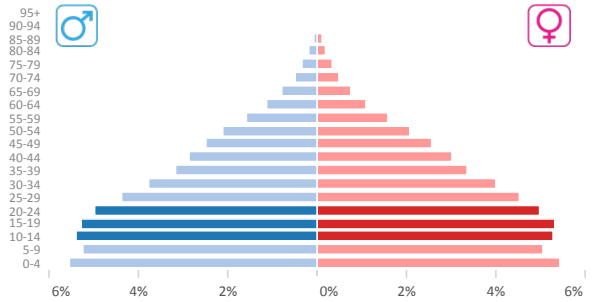
MALE FEMALE TOTAL

Source: United Nations Population Division: World Population Prospects, 2015 Revision.

#### Adolescent and Youth Population

Age	Male	Female	Total
20-24	18,238	18,322	36,560
15-19	19,446	19,472	38,918
10-14	19,742	19,418	39,160
10-24	57,426	57,212	114,638

Adolescents and Youth, percentage of total population: **31%**

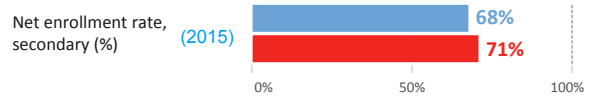


### ECONOMIC DEVELOPMENT

Source: World Development Indicators (WDIs), The World Bank, 2016.

GDP per capita, PPP (current international \$) **3,100.0 (2016)**  
GDP growth (annual %) **-0.8 (2016)**

### EDUCATION PARTICIPATION



### MORTALITY RATES - Four Leading Causes of Death, by Age Group and Sex (per 100,000 Population)

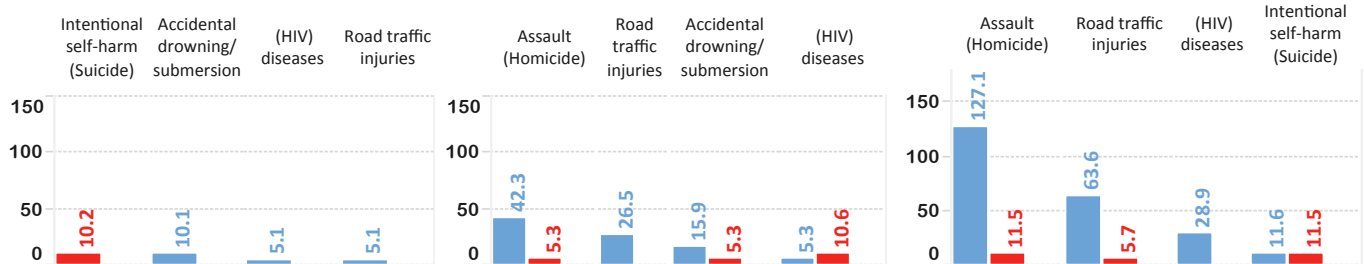
Source: PAHO Regional Mortality Database, Pan American Health Organization (PAHO/WHO), 2016 Edition. Country latest mortality data available as of 2014.

Note: \* If there is no cause of death reported for a specific age group and sex, the corresponding bar with zero value is not being represented.

#### (10-14 years old)

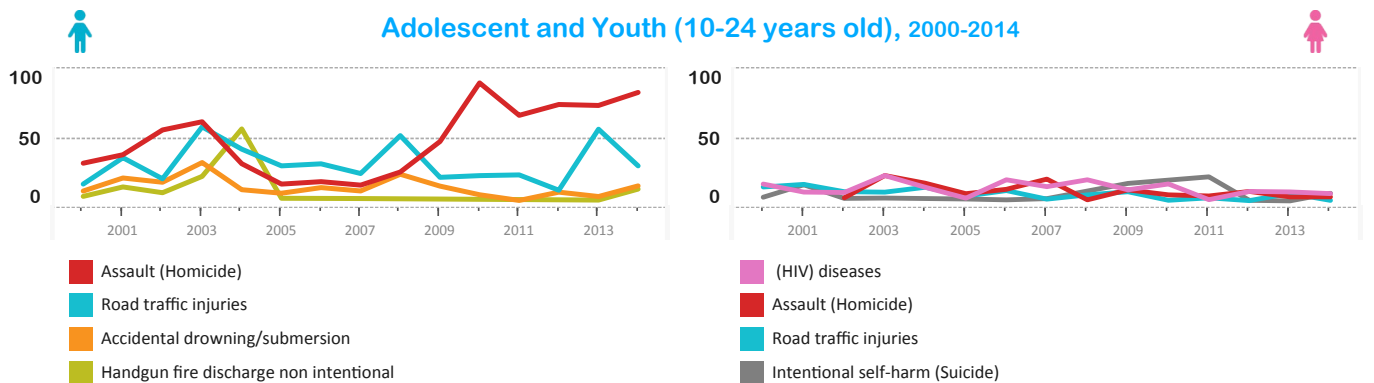
#### (15-19 years old)

#### (20-24 years old)



### MORTALITY TRENDS - Four Leading Causes of Death, by Sex (per 100,000 Population)

#### Adolescent and Youth (10-24 years old), 2000-2014



### MENTAL HEALTH

Source: 2011 Global School Health Survey (GSHS), WHO.

Percentage of students who ever seriously considered attempting suicide during the past 12 months

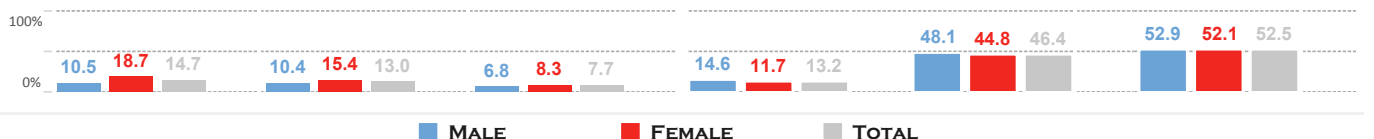
Students who actually attempted suicide one or more times during the past 12 months

Students who had no close friends

Students who missed classes or school without permission 1+ of the past 30 days

Students whose parents usually understood their problems and worries the past 30 days

Students whose parents really usually knew what they do with free time the past 30 days



### PROTECTIVE FACTORS



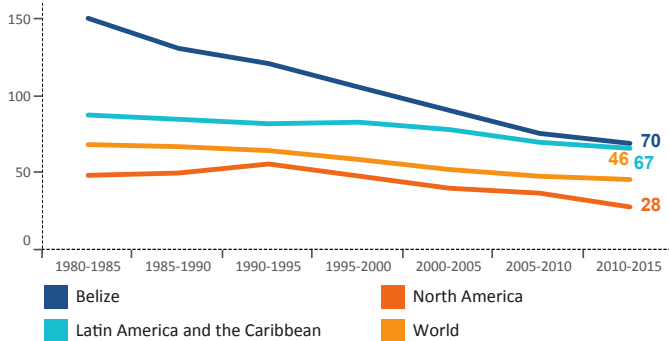
Source: 2011 Global School Health Survey (GSHS), WHO.



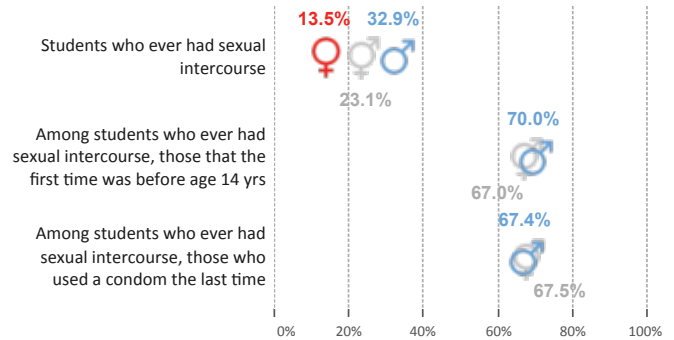
### SEXUAL AND REPRODUCTIVE HEALTH

MALE FEMALE TOTAL

**Trends in Adolescent Fertility Rate**  
(Births per 1,000 women ages 15-19 years old), 1980-2015  
Source: United Nations Population Division.  
World Population Prospects: The 2015 Revision.



**Sexual Behavior in Adolescents**  
(age group: 13-15 years old)  
Source: 2011 Global School Health Survey (GSHS), WHO.



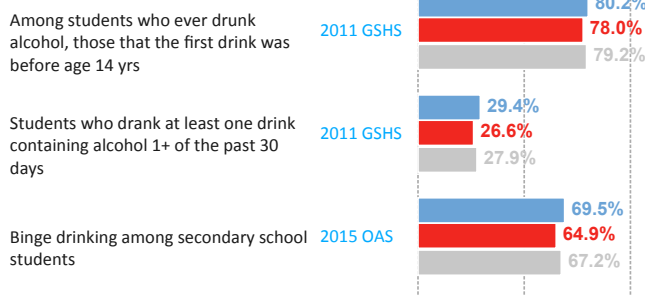
### RISK FACTORS

MALE FEMALE TOTAL

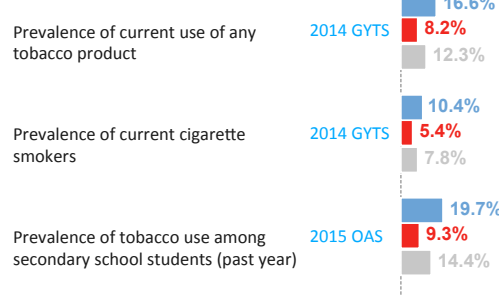
Sources: GSHS - Global School Health Survey (WHO) GYTS - Global Youth Tobacco Survey (PAHO) OAS - Report on Drug Use in the Americas



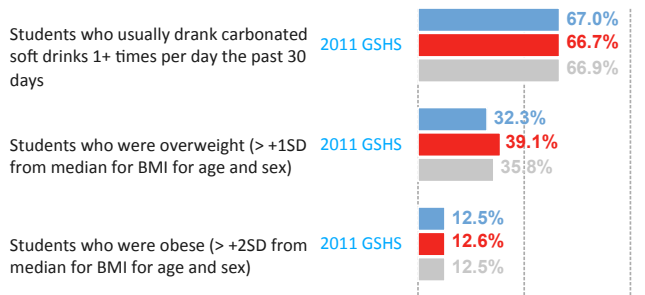
#### Alcohol Use



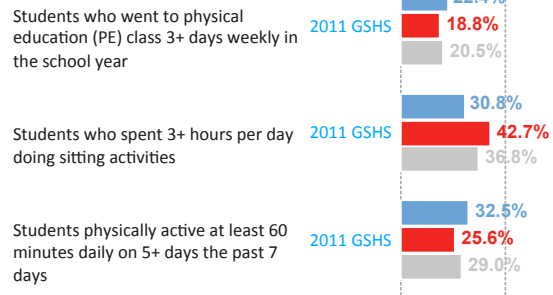
#### Tobacco Use



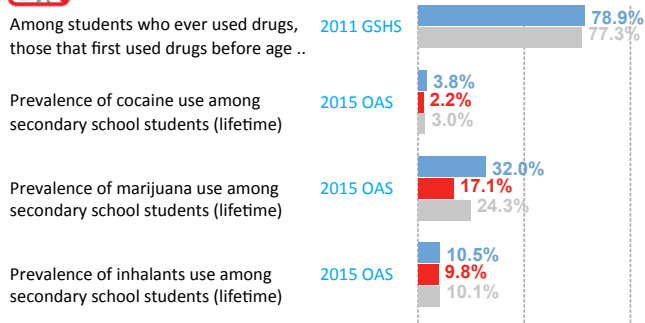
#### Overweight/Obesity/Diet



#### Physical Activity



#### Drug Use



#### Violence and Unintentional Injuries

