

Adolescent and Youth Health - 2017 Country Profile

BRAZIL



POPULATION

MALE

FEMALE

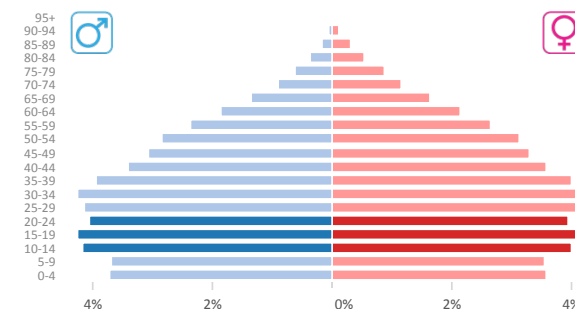
TOTAL

Source: United Nations Population Division: World Population Prospects, 2015 Revision.

Adolescent and Youth Population

Age	Male	Female	Total
20-24	8,461,108	8,235,819	16,696,927
15-19	8,927,819	8,626,413	17,554,232
10-14	8,714,125	8,388,691	17,102,816
10-24	26,103,052	25,250,923	51,353,975

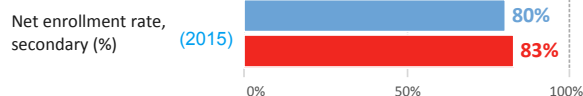
Adolescents and Youth, percentage of total population: **25%**



ECONOMIC DEVELOPMENT

Source: World Development Indicators (WDIs), The World Bank, 2016.

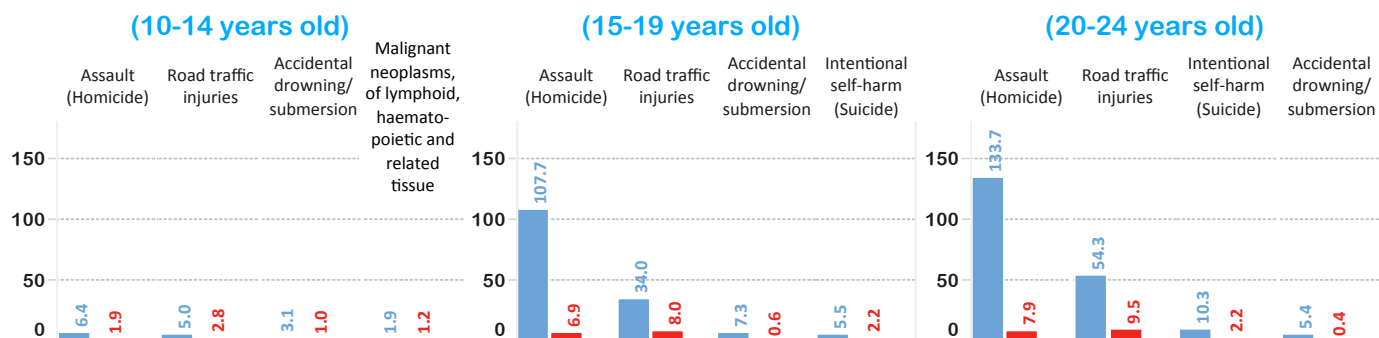
GDP per capita, PPP (current international \$) **3,141,333.0** (2016)
GDP growth (annual %) **-4.0** (2016)



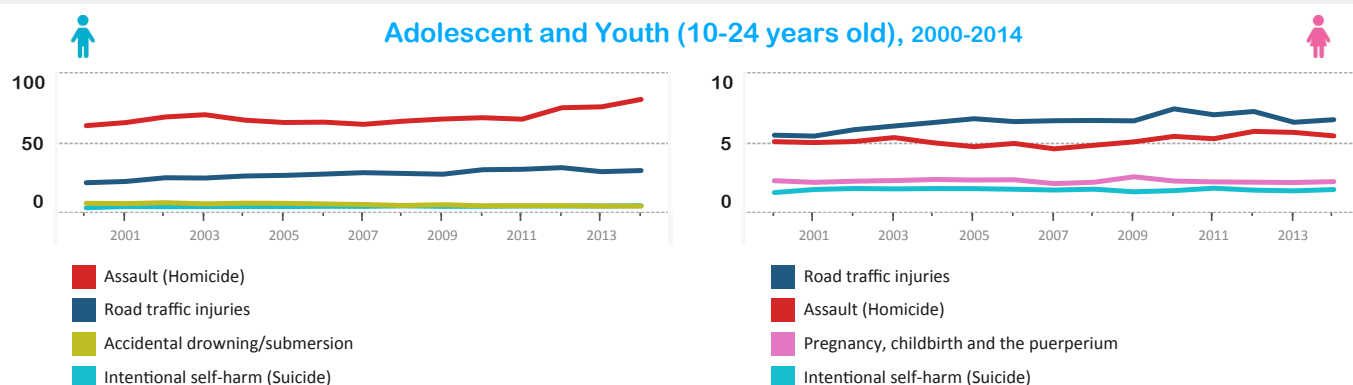
EDUCATION PARTICIPATION

MORTALITY RATES - Four Leading Causes of Death, by Age Group and Sex (per 100,000 Population)

Source: PAHO Regional Mortality Database, Pan American Health Organization (PAHO/WHO), 2016 Edition. Country latest mortality data available as of 2014.



MORTALITY TRENDS - Four Leading Causes of Death, by Sex (per 100,000 Population)



MENTAL HEALTH

Source: Global School Health Survey (GSHS), WHO.



Students who ever seriously considered attempting suicide during the past 12 months

Students who actually attempted suicide one or more times during the past 12 months

Students who had no close friends

No Data Available

PROTECTIVE FACTORS



Source: Global School Health Survey (GSHS), WHO.

Students who missed classes or school without permission 1+ of the past 30 days

Students whose parents really usually knew what they do with free time the past 30 days

Students whose parents usually understood their problems and worries the past 30 days

No Data Available

MALE

FEMALE

TOTAL

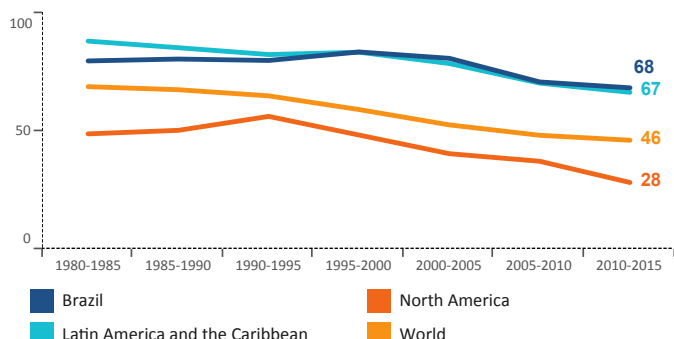


SEXUAL AND REPRODUCTIVE HEALTH

MALE FEMALE TOTAL

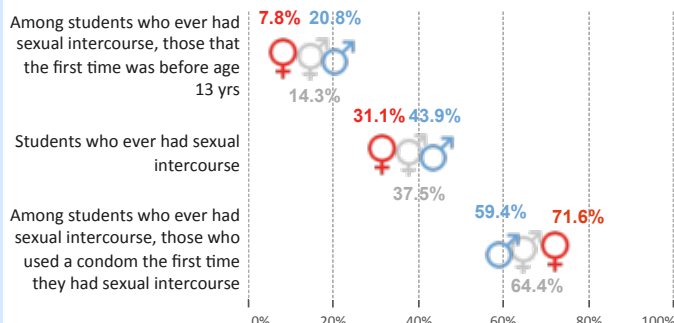
Trends in Adolescent Fertility Rate (Births per 1,000 women ages 15-19 years old), 1980-2015

Source: United Nations Population Division.
World Population Prospects: The 2015 Revision.



Sexual Behavior in Adolescents (age group: 13-15 years old)

Source: (BNS) Brazil Country National Statistics, Survey 2015
* No data at WHO (GSHS) - Global School Health Survey.



RISK FACTORS

MALE FEMALE TOTAL

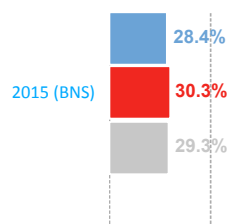
Sources: (BNS) - Brazil Country National Statistics, Survey 2015; OAS - Report on Drug Use in the Americas, 2015.

* No country data at: WHO (GSHS) - Global School Health Survey (WHO) ; (GYTS) - Global Youth Tobacco Survey (PAHO)



Alcohol Use

Students who drank at least one drink containing alcohol 1+ of the past 30 days

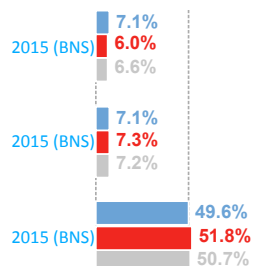


Tobacco Use

Students who smoked cigarettes 1+ days during the past 30 days

Percentage of students who use any tobacco product during the past 30 days

Students who reported people smoked in their presence, past 7 days

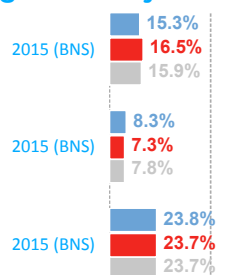


Overweight/Obesity/Diet

Students who were overweight (> +1SD from median for BMI for age and sex)

Students who were obese (> +2SD from median for BMI for age and sex)

Total percentage of students who were overweight (%)

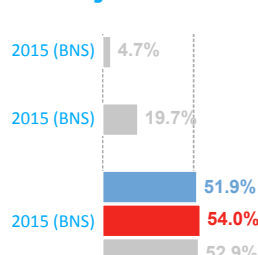


Physical Activity

Students who went to physical education (PE) class 3+ days weekly in the school year

Students physically active at least 60 minutes daily on 5+ days the past 7 days

Students who spent 3+ hours per day doing sitting activities



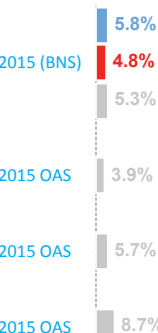
Drug Use

Prevalence of marijuana use among secondary school students during the past 30 days (%)

Prevalence of cocaine use among secondary school students (lifetime)

Prevalence of marijuana use among secondary school students (lifetime)

Prevalence of inhalants use among secondary school students (lifetime)



Violence and Unintentional Injuries

Students seriously injured 1+ times during the past 12 months

Students who were in a physical fight 1+ times the past 12 months

Students who were bullied 1+ days during the past 30 days

