



### POPULATION

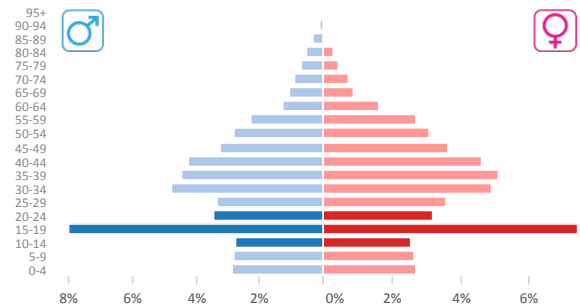
MALE FEMALE TOTAL

Source: United Nations Population Division: World Population Prospects, 2015 Revision.

#### Adolescent and Youth Population

Age	Male	Female	Total
20-24	182	167	349
15-19	423	391	814
10-14	144	135	279
<b>10-24</b>	<b>749</b>	<b>693</b>	<b>1,442</b>

Adolescents and Youth, percentage of total population: **27%**



### ECONOMIC DEVELOPMENT

### EDUCATION PARTICIPATION

Source: World Development Indicators (WDIs), The World Bank, 2016.

GDP per capita, PPP (current international \$) **N/A**  
GDP growth (annual %) **N/A**

Net school enrollment rate, secondary (%) **N/A**

### MORTALITY RATES - Reported Causes of Death, by Age Group and Sex (per 100,000 Population)

Source: PAHO Regional Mortality Database, Pan American Health Organization (PAHO/WHO), 2016 Edition. Country latest mortality data available as of 2012.

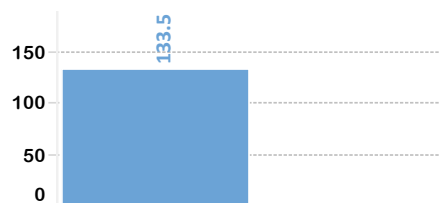
Note: \* If there is no cause of death reported for a specific age group and sex, the corresponding bar with zero value is not being represented.

#### (10-14 years old)

N/A. No mortality data reported for the specific age group

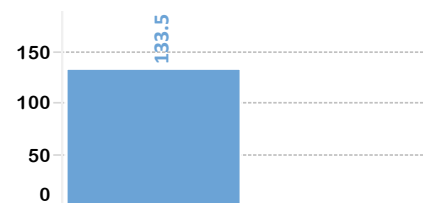
#### (15-19 years old)

Malignant neoplasm of kidney, except renal pelvis



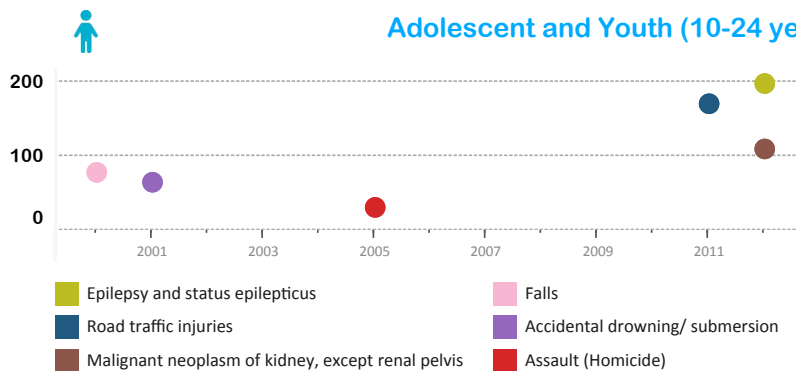
#### (20-24 years old)

Epilepsy and status epilepticus



### MORTALITY TRENDS - Reported Causes of Death, by Sex (per 100,000 Population)

#### Adolescent and Youth (10-24 years old), 2000-2012



N/A. No mortality data reported for females

### MENTAL HEALTH

### PROTECTIVE FACTORS



Source: 2008 Global School Health Survey (GSHS), WHO.



Source: 2008 Global School Health Survey (GSHS), WHO.

Percentage of students who felt lonely most of the time or always during the past 12 months

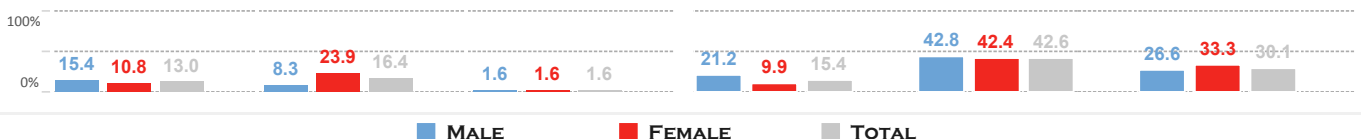
Percentage of students who ever seriously considered attempting suicide during the past 12 months

Students who had no close friends

Students who missed classes or school without permission 1+ of the past 30 days

Students whose parents usually understood their problems and worries the past 30 days

Students whose parents really usually knew what they do with free time the past 30 days



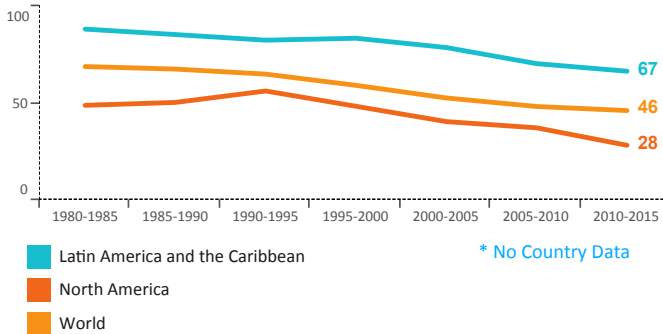


### SEXUAL AND REPRODUCTIVE HEALTH

MALE FEMALE TOTAL

#### Trends in Adolescent Fertility Rate (Births per 1,000 women ages 15-19 years old), 1980-2015

Source: United Nations Population Division.  
World Population Prospects: The 2015 Revision.



#### Sexual Behavior in Adolescents (age group: 13-15 years old)

Source: Global School Health Survey (GSHS), WHO.

Students who ever had sexual intercourse

Among students who ever had sexual intercourse, those that the first time was before age 14 yrs

Among students who ever had sexual intercourse, those who used a condom the last time

No Data Available

### RISK FACTORS

MALE FEMALE TOTAL

Sources: GSHS - Global School Health Survey (WHO) GYTS - Global Youth Tobacco Survey (PAHO) OAS - Report on Drug Use in the Americas

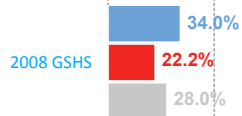


#### Alcohol Use

Students who drank at least one drink containing alcohol 1+ of the past 30 days



Students who drank so much alcohol that they were really drunk 1+ times during their life



#### Tobacco Use

Prevalence of current cigarette smokers

Prevalence of current use of any tobacco product

Students who reported people smoked in their presence, past 7 days

Among students who ever smoked cigarettes, those that first tried cigarettes before age 14 yrs

No Data Available



#### Overweight/Obesity/Diet

Students who were overweight (> +1SD from median for BMI for age and sex)

Students who were obese (> +2SD from median for BMI for age and sex)

Students who usually drank carbonated soft drinks 1+ times per day the past 30 days

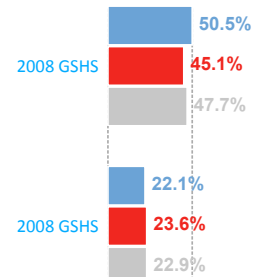
No Data Available



#### Physical Activity

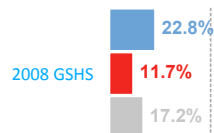
Students who spent 3+ hours per day doing sitting activities

Students physically active at least 60 minutes daily on all 7 days during the past 7 days



#### Drug Use

Students who used drugs 1+ times during their life



#### Violence and Unintentional Injuries

Students seriously injured 1+ times during the past 12 months

Students who were in a physical fight 1+ times the past 12 months

Students who were bullied 1+ days during the past 30 days

