



### POPULATION

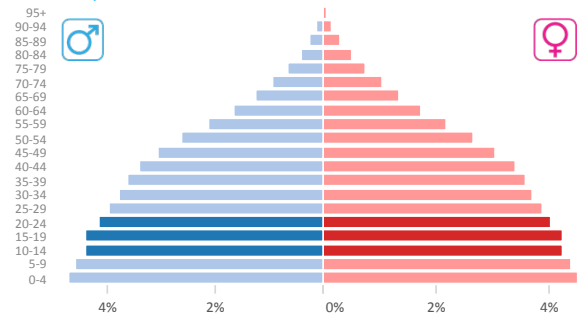
MALE FEMALE TOTAL

Source: United Nations Population Division: World Population Prospects, 2015 Revision.

#### Adolescent and Youth Population

Age	Male	Female	Total
20-24	165,247	161,055	326,302
15-19	175,436	169,893	345,329
10-14	175,688	169,129	344,817
<b>10-24</b>	<b>516,371</b>	<b>500,077</b>	<b>1,016,448</b>

Adolescents and Youth, percentage of total population: **25%**

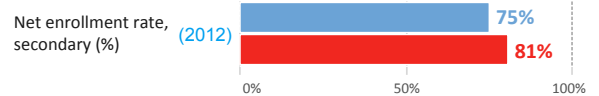


### ECONOMIC DEVELOPMENT

Source: World Development Indicators (WDIs), The World Bank, 2016.

GDP per capita, PPP (current international \$) **92,844.0** (2016)  
GDP growth (annual %) **5.0** (2016)

### EDUCATION PARTICIPATION



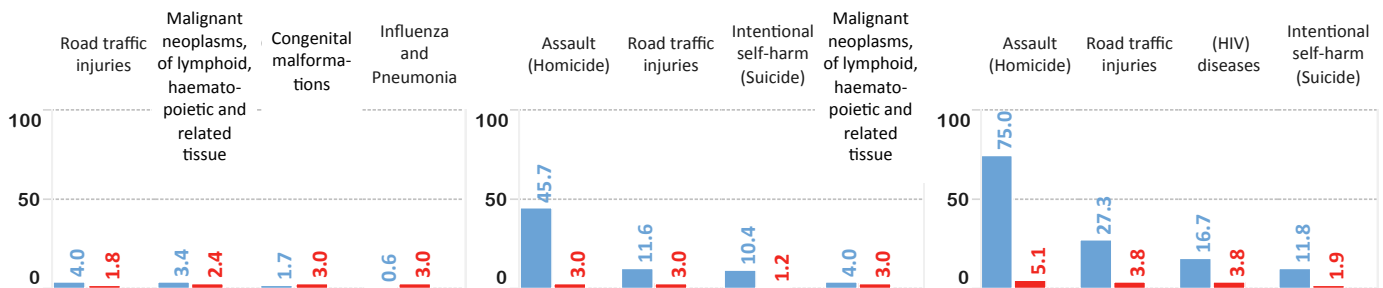
### MORTALITY RATES - Four Leading Causes of Death, by Age Group and Sex (per 100,000 Population)

Source: PAHO Regional Mortality Database, Pan American Health Organization (PAHO/WHO), 2016 Edition. Country latest mortality data available as of 2014.

#### (10-14 years old)

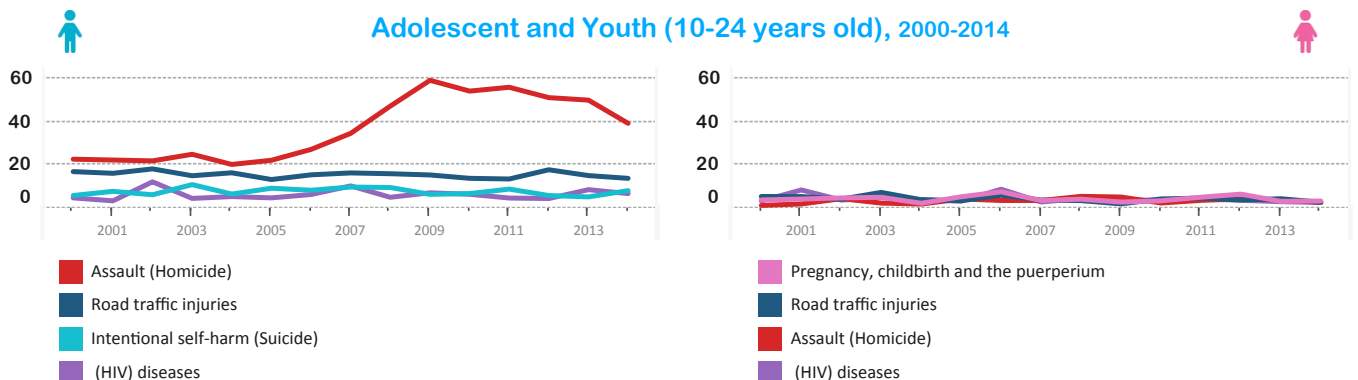
#### (15-19 years old)

#### (20-24 years old)



### MORTALITY TRENDS - Four Leading Causes of Death, by Sex (per 100,000 Population)

#### Adolescent and Youth (10-24 years old), 2000-2014



### MENTAL HEALTH

Source: Global School Health Survey (GSHS), WHO.



Students who ever seriously considered attempting suicide during the past 12 months

Students who actually attempted suicide one or more times during the past 12 months

Students who had no close friends

No Data Available

### PROTECTIVE FACTORS

Source: Global School Health Survey (GSHS), WHO.



Students who missed classes or school without permission 1+ of the past 30 days

Students whose parents really usually knew what they do with free time the past 30 days

Students whose parents usually understood their problems and worries the past 30 days

No Data Available

MALE FEMALE TOTAL

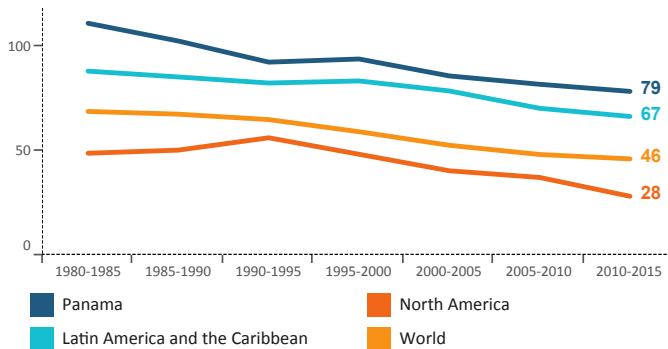


### SEXUAL AND REPRODUCTIVE HEALTH

MALE FEMALE TOTAL

#### Trends in Adolescent Fertility Rate (Births per 1,000 women ages 15-19 years old), 1980-2015

Source: United Nations Population Division.  
World Population Prospects: The 2015 Revision.



#### Sexual Behavior in Adolescents (age group: 13-15 years old)

Source: Global School Health Survey (GSHS), WHO.

Students who ever had sexual intercourse

Among students who ever had sexual intercourse, those that the first time was before age 14 yrs

Among students who ever had sexual intercourse, those who used a condom the last time

No Data Available

### RISK FACTORS

MALE FEMALE TOTAL

Sources: GSHS - Global School Health Survey (WHO) GYTS - Global Youth Tobacco Survey (PAHO) OAS - Report on Drug Use in the Americas



#### Alcohol Use

Prevalence of alcohol use among secondary school students (past year)



Prevalence of alcohol use among secondary school students (past month)



#### Tobacco Use

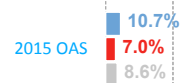
Prevalence of current use of any tobacco product



Prevalence of current cigarette smokers



Prevalence of tobacco use among secondary school students (past year)



#### Overweight/Obesity/Diet

Students who were overweight (> +1SD from median for BMI for age and sex)

No Data Available

Students who were obese (> +2SD from median for BMI for age and sex)

No Data Available

Students who usually drank carbonated soft drinks 1+ times per day the past 30 days

No Data Available



#### Physical Activity

Students physically active at least 60 minutes daily on 5+ days the past 7 days

No Data Available

Students who spent 3+ hours per day doing sitting activities

No Data Available

Students who went to physical education (PE) class 3+ days weekly in the school year

No Data Available



#### Drug Use

Prevalence of cocaine use among secondary school students (lifetime)



Prevalence of marijuana use among secondary school students (lifetime)



Prevalence of marijuana use among secondary school students (past year)



Prevalence of inhalants use among secondary school students (lifetime)



#### Violence and Unintentional Injuries

Students seriously injured 1+ times during the past 12 months

No Data Available

Students who were bullied 1+ days during the past 30 days

No Data Available

Students who were in a physical fight 1+ times the past 12 months

No Data Available