



POPULATION

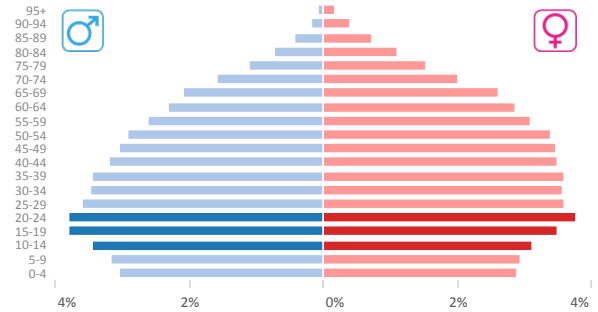
MALE FEMALE TOTAL

Source: United Nations Population Division: World Population Prospects, 2015 Revision.

Adolescent and Youth Population

Age	Male	Female	Total
20-24	140,033	138,443	278,476
15-19	139,888	129,067	268,955
10-14	126,521	114,859	241,380
10-24	406,442	382,369	788,811

Adolescents and Youth, percentage of total population: **21%**

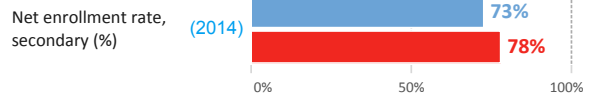


ECONOMIC DEVELOPMENT

Source: World Development Indicators (WDIs), The World Bank, 2016.

GDP per capita, PPP (current international \$) **125,842.8** (2013)
GDP growth (annual %) **-0.6** (2013)

EDUCATION PARTICIPATION



MORTALITY RATES - Four Leading Causes of Death, by Age Group and Sex (per 100,000 Population)

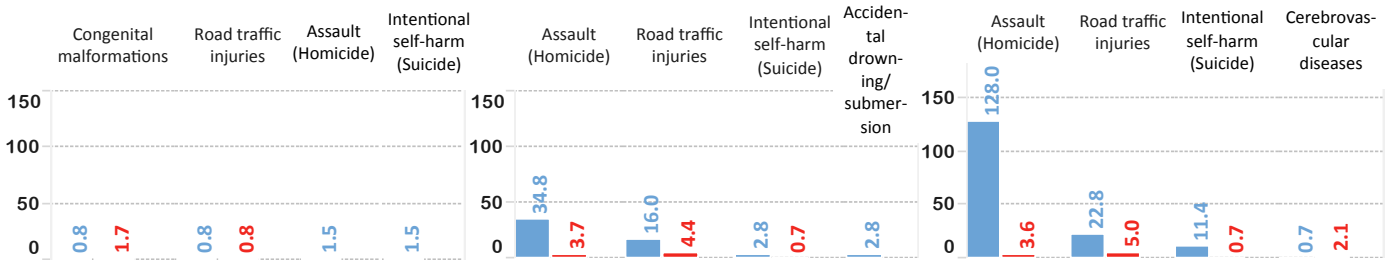
Source: PAHO Regional Mortality Database, Pan American Health Organization (PAHO/WHO), 2016 Edition. Country latest mortality data available as of 2014.

Note: * If there is no cause of death reported for a specific age group and sex, the corresponding bar with zero value is not being represented.

(10-14 years old)

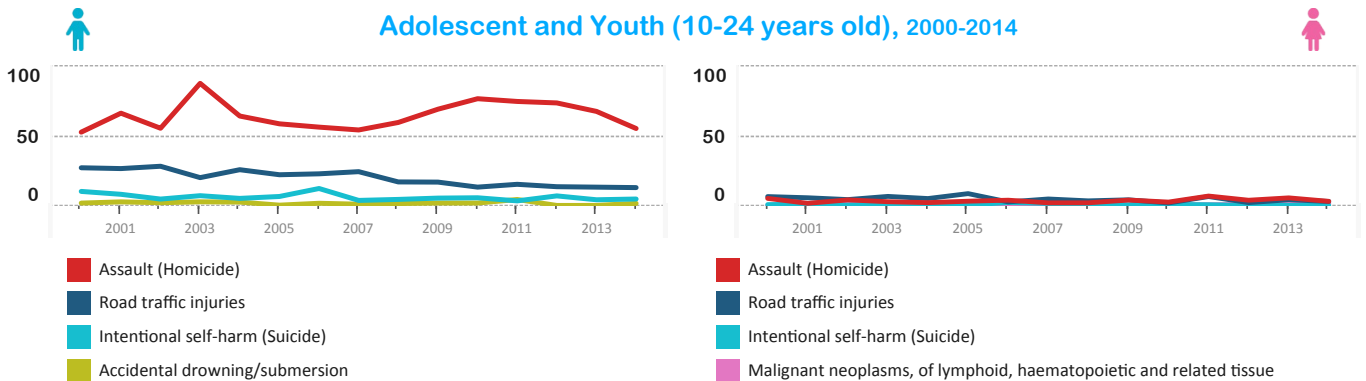
(15-19 years old)

(20-24 years old)



MORTALITY TRENDS - Four Leading Causes of Death, by Sex (per 100,000 Population)

Adolescent and Youth (10-24 years old), 2000-2014



MENTAL HEALTH

Source: Global School Health Survey (GSHS), WHO.



Students who ever seriously considered attempting suicide during the past 12 months

Students who actually attempted suicide one or more times during the past 12 months

Students who had no close friends

No Data Available

PROTECTIVE FACTORS

Source: Global School Health Survey (GSHS), WHO.



Students who missed classes or school without permission 1+ of the past 30 days

Students whose parents really usually knew what they do with free time the past 30 days

Students whose parents usually understood their problems and worries the past 30 days

No Data Available

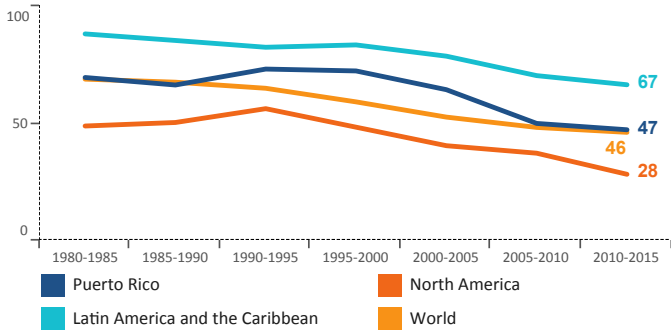
MALE FEMALE TOTAL



SEXUAL AND REPRODUCTIVE HEALTH

Trends in Adolescent Fertility Rate (Births per 1,000 women ages 15-19 years old), 1980-2015

Source: United Nations Population Division.
World Population Prospects: The 2015 Revision.



Sexual Behavior in Adolescents (age group: 13-15 years old)

Source: Global School Health Survey (GSHS), WHO.

Students who ever had sexual intercourse

Among students who ever had sexual intercourse, those that the first time was before age 14 yrs

Among students who ever had sexual intercourse, those who used a condom the last time

No Data Available

RISK FACTORS

Sources: GSHS - Global School Health Survey (WHO) GYTS - Global Youth Tobacco Survey (PAHO) OAS - Report on Drug Use in the Americas



Alcohol Use

Students who drank at least one drink containing alcohol 1+ of the past 30 days

Binge drinking among secondary school students

Prevalence of alcohol use among secondary school students (past month)

No Data Available



Tobacco Use

Prevalence of current cigarette smokers

Prevalence of current use of any tobacco product

Students who reported people smoked in their presence, past 7 days

Among students who ever smoked cigarettes, those that first tried cigarettes before age 14 yrs

No Data Available



Overweight/Obesity/Diet

Students who were overweight (> +1SD from median for BMI for age and sex)

Students who were obese (> +2SD from median for BMI for age and sex)

Students who usually drank carbonated soft drinks 1+ times per day the past 30 days

No Data Available



Physical Activity

Students physically active at least 60 minutes daily on 5+ days the past 7 days

Students who spent 3+ hours per day doing sitting activities

Students who went to physical education (PE) class 3+ days weekly in the school year

No Data Available



Drug Use

Students who used marijuana 1+ times during their life

Prevalence of marijuana use among secondary school students

Prevalence of cocaine use among secondary school students

Prevalence of inhalants use among secondary school students

No Data Available



Violence and Unintentional Injuries

Students seriously injured 1+ times during the past 12 months

Students who were bullied 1+ days during the past 30 days

Students who were in a physical fight 1+ times the past 12 months

No Data Available