



## Regional Update

### Pandemic (H1N1) 2009

(August 2, 2010 - 17 h GMT; 12 h EST)

The information contained within this update is obtained from data provided by Ministries of Health of Member States and National Influenza Centers through reports sent to Pan American Health Organization (PAHO) or updates on their web pages.

#### I- Evolution of the pandemic

##### South America

###### Southern Cone

Influenza activity was reported as regional in Brazil and with no activity in Uruguay. In both countries, the trends in acute respiratory disease were reported as unchanged.

In EW 28, Paraguay<sup>1</sup> reported a decrease of 6.5% in influenza-like illness (ILI) outpatient consultations as compared to the previous EW, which is about half of what was observed during the same period in 2009. Severe acute respiratory infection (SARI) activity in children under five years of age remained within the range of what is expected for this time of year.

###### *Viral circulation*

Paraguay reported predominant circulation of respiratory syncytial virus (RSV); additionally, since EW 21, counts of pandemic influenza have been increasing and influenza type B was detected between EW 25-27.

###### Andean

In EW 29, influenza activity was reported as regional in Peru, localized in Venezuela, and with no activity in Ecuador. All these countries reported decreasing or unchanged trends in acute respiratory disease.

Peru<sup>2</sup>, in EW 28, nationally, reported low influenza activity; at the regional level, 20 of 24 departments reported no influenza activity, however, 13 of 24 departments reported increasing trends of acute respiratory disease.

###### *Viral circulation*

Colombia continues to report a predominance of pandemic influenza and some seasonal influenza A/H3 activity.

##### Central America

Influenza activity was reported as localized in El Salvador and regional in Honduras and Panama. El Salvador reported an increasing trend in acute respiratory disease for the third consecutive week, while Honduras and Panama reported decreasing trends this week. All these countries reported low/moderate intensity of acute respiratory disease and low impact of acute respiratory disease on health care services, except El Salvador, which reported high intensity and moderate impact of acute respiratory disease on health care services.

#### Weekly Summary

- This week, El Salvador reported an increasing trend in acute respiratory disease, high intensity and moderate impact of acute respiratory disease on health care services.
- Influenza activity remains low in the southern cone of South America and in North America.
- Influenza activity remains moderate in some countries in Central America, the Caribbean, and Andean countries. The type and subtypes circulating in each country differ.
- In the Southern Cone, the predominant virus circulating is RSV; in Central America, the Caribbean, and the Andean countries, there is a mixed pattern of circulation
- One new confirmed death was reported this week; in total there have been 8,533 cumulative confirmed deaths in 28 countries of the Region

El Salvador<sup>3</sup>, in EW 28, reported an increase in acute respiratory illness (ARI) cases compared to the previous week, especially in the regions of La Paz, San Salvador, La Union and La Libertad, with high rates in children < 5 years of age.

In Panama, in EW 29 at the national level, ILI activity continues to decrease. Regionally, however, seven of fourteen regions are still above their epidemic thresholds of ILI activity, but overall trend is decreasing.

#### *Viral circulation*

Circulation of respiratory viruses is variable in Central America. Costa Rica, during EWs 25-28, reported an increase in the number of seasonal influenza A/H3 virus, and continued predominance of RSV. In EW 29, El Salvador reported the predominant circulation of seasonal influenza A/H3 and RSV, and few cases of influenza B and pandemic influenza. Nicaragua reported the circulation of influenza B virus, seasonal influenza A/H3, and RSV. Panama reported that the predominant respiratory virus circulating is the seasonal influenza virus A/H3. Honduras has not isolated pandemic influenza virus since EW 24; and currently, the predominant respiratory virus is the seasonal influenza virus (influenza A/H3), with only a small percentage of RSV.

#### **Caribbean**

Influenza activity was reported as widespread in Jamaica, regional in Cuba and with no activity in Dominica, Dominican Republic and St. Lucia. Trends of acute respiratory disease were reported as unchanged in Dominican Republic, Jamaica and St. Lucia; and decreasing in Cuba and Dominica. All countries reported low/moderate intensity of acute respiratory disease, and low impact of acute respiratory disease on health care services.

#### *Viral circulation*

The circulation of respiratory viruses is variable in the Caribbean. CAREC<sup>\*</sup> reported the predominance of influenza B virus since EW 18, but RSV and pandemic influenza have also been reported. Cuba reported the predominance of influenza A virus among circulating respiratory viruses, of which pandemic influenza was the most common subtype; additionally, other respiratory viruses (parainfluenza, adenovirus and RSV) continue to circulate. Dominican Republic reported a higher percentage of influenza viruses among positive samples, compared to previous weeks, especially seasonal influenza (influenza A/H3) in addition to the ongoing circulation of adenovirus and parainfluenza virus.

#### **North America**

Influenza activity remains low in this region. The trends in acute respiratory disease were reported as unchanged in the United States.

In the United States<sup>4</sup> in EW 29, the proportion of outpatient consultations for ILI continued to remain below the national baseline. All the sub-national surveillance regions reported the proportion of ILI to be below their region-specific baselines. The proportion of deaths attributed to pneumonia and influenza was slightly above the epidemic threshold. No influenza -associated pediatric deaths were reported this week.

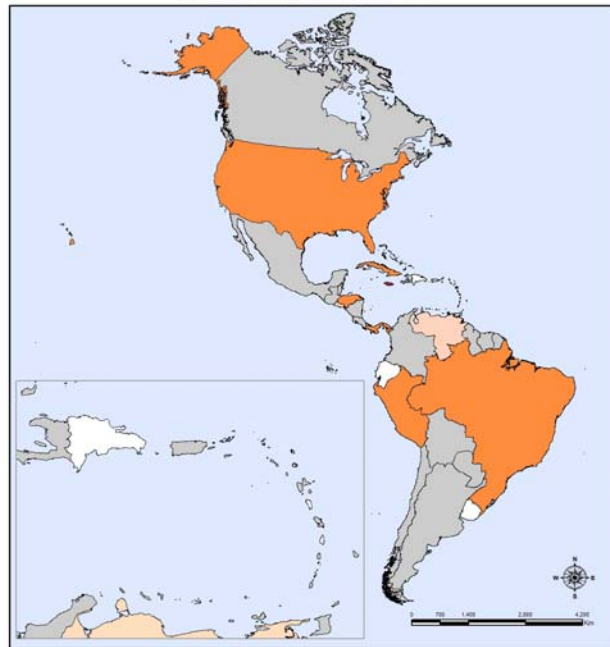
#### *Viral circulation*

The percentage of specimens testing positive for influenza in United States remains low.

---

<sup>\*</sup> Participating CAREC member countries, which include, Barbados, Dominica, Jamaica, St Vincent and the Grenadines, and Trinidad and Tobago, were assessed together

**Map 1. Pandemic (H1N1) 2009,  
Geographical Spread by Country.  
Americas Region. EW 29, 2010\*.**



**Geographical Spread**

- No activity
- No information available
- Localized
- Regional
- Widespread

Map Production: PAHO/HSD/CD  
July 30, 2010

Cartographic projection:  
Lambert Equal Area Azimuthal  
Central Meridian: -90.00000  
Latitude of Origin: 10.00000

Source: Ministries of Health of the countries  
Consolidated by PAHO/WHO  
Created by PAHO/WHO

\* EW 29 = epidemiological week from July 18 to July 24, 2010.  
Includes the latest information reported by each country this week.

**Map 2. Pandemic (H1N1) 2009,  
Trend of respiratory disease activity compared to the previous week.  
Americas Region. EW 29, 2010\*.**



**Trend**

- No information available
- Decreasing
- Unchanged
- Increasing

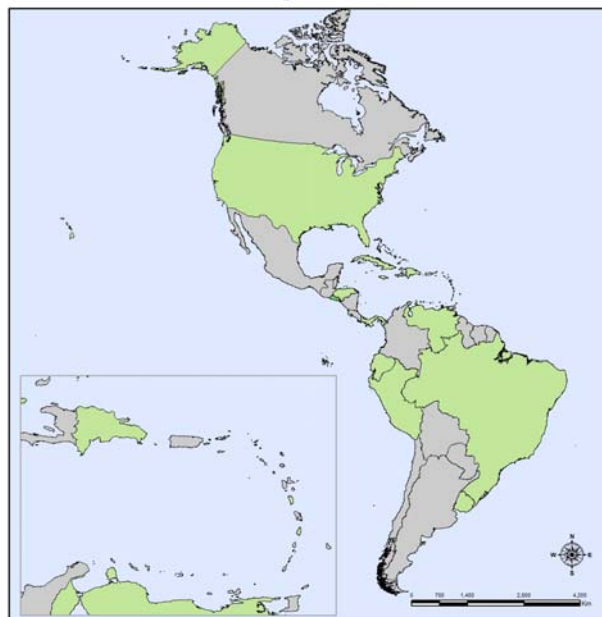
Map Production: PAHO/HSD/CD  
July 30, 2010

Cartographic projection:  
Lambert Equal Area Azimuthal  
Central Meridian: -90.00000  
Latitude of Origin: 10.00000

Source: Ministries of Health of the countries  
Consolidated by PAHO/WHO  
Created by PAHO/WHO

\* EW 29 = epidemiological week from July 18 to July 24, 2010.  
Includes the latest information reported by each country this week.

**Map 3. Pandemic (H1N1) 2009,  
Intensity of Acute Respiratory Disease in the Population.  
Americas Region. EW 29, 2010\*.**



**Intensity of acute respiratory disease**

- No information available
- Low or moderate
- High
- Very high

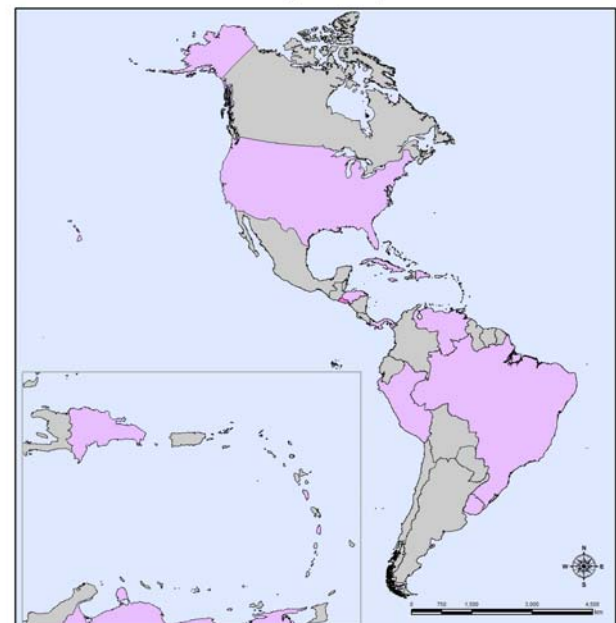
Map Production: PAHO/HSD/CD  
July 30, 2010

Cartographic projection:  
Lambert Equal Area Azimuthal  
Central Meridian: -90.00000  
Latitude of Origin: 10.00000

Source: Ministries of Health of the countries  
Consolidated by PAHO/WHO  
Created by PAHO/WHO

\* EW 29 = epidemiological week from July 18 to July 24, 2010.  
Includes the latest information reported by each country this week.

**Map 4. Pandemic (H1N1) 2009,  
Impact of Acute Respiratory Disease on Health-Care Services.  
Americas Region. EW 29, 2010\*.**



**Impact on health-care services**

- No information available
- Low
- Moderate
- Severe

Map Production: PAHO/HSD/CD  
July 30, 2010

Cartographic projection:  
Lambert Equal Area Azimuthal  
Central Meridian: -90.00000  
Latitude of Origin: 10.00000

Source: Ministries of Health of the countries  
Consolidated by PAHO/WHO  
Created by PAHO/WHO

\* EW 29 = epidemiological week from July 18 to July 24, 2010.  
Includes the latest information reported by each country this week.

## II- Viral circulation

The information below is based on reports from National Influenza Centers and influenza laboratories from the Region.

**Table 3: Cumulative viral circulation in countries which reported to PAHO this week.**

Country	Time period	# Samples Tested	% Positive Samples	% RSV <sup>†</sup>	% PIV <sup>‡</sup>	% AdV <sup>§</sup>	% Other Viruses	% Influenza B	% Influenza A	Among influenza A		
										% Pandemic	% Not subtyped	% Seasonal H3
Colombia	EW 1-30	6037	8.2	12.1	4.4	1.6	0.0	5.2	76.7	87.1	0.0	12.9
Costa Rica	EW 1-28	3446	48.4	19.2	14.4	25.2	0.0	0.0	41.2	91.6	0.0	8.4
Cuba	EW 1-29	7357	24.5	2.7	9.3	1.6	37.9	1.2	47.4	94.5	3.9	1.6
Honduras	EW 1-28	1115	33.3	14.6	7.5	7.5	0.0	17.0	53.4	85.4	6.1	8.6
Jamaica	EW 1-29	539	4.1	0.0	4.5	18.2	4.5	4.5	68.2	53.3	33.3	13.3
Nicaragua	EW 1-29	1771	27.6	14.7	4.3	0.4	0.0	5.3	75.5	2.7	0.0	97.3

**Table 4: Viral circulation in last week reported**

Country	Time period	# Samples Tested	% Positive Samples	% RSV <sup>†</sup>	% PIV <sup>‡</sup>	% AdV <sup>‡</sup>	% Other Viruses	% Influenza B	% Influenza A	Among influenza A		
										% Pandemic	% Not subtyped	% Seasonal H3
Colombia	EW 28	38	23.7	0.0	0.0	0.0	0.0	0.0	100.0	100.0	0.0	0.0
Costa Rica	EW 28	152	52.0	17.7	2.5	26.6	0.0	0.0	53.2	35.7	0.0	64.3
Cuba	EW 29	78	57.7	6.7	8.9	4.4	51.1	0.0	28.9	23.1	76.9	0.0
Honduras	EW 28	11	54.5	0.0	0.0	0.0	0.0	0.0	100.0	0.0	33.3	66.7
Jamaica	EW 29	10	0.0									
Nicaragua	EW 29	13	61.5	61.5	61.5	61.5	61.5	61.5	61.5	61.5	61.5	61.5

<sup>†</sup> Respiratory Syncytial Virus

<sup>‡</sup> Parainfluenza Virus

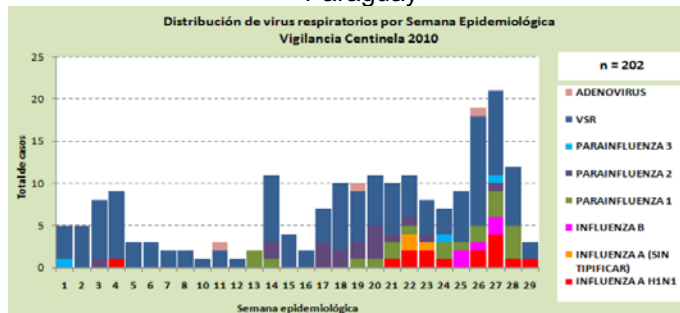
<sup>§</sup> Adenovirus

## South America

### Southern Cone

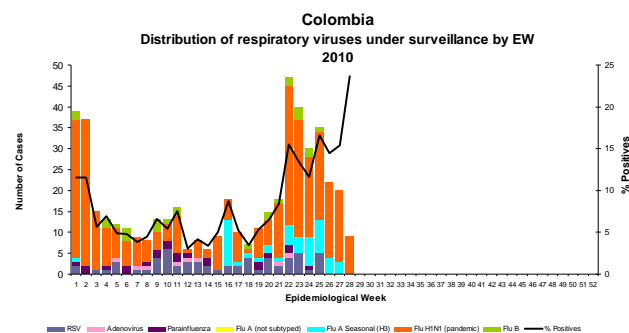
## Distribution of respiratory viruses under surveillance by EW

### Paraguay



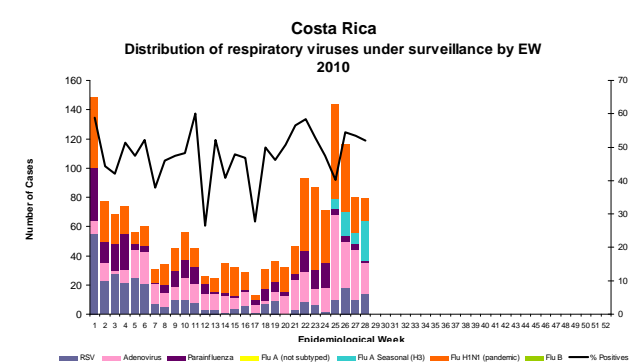
### Andean

### Colombia

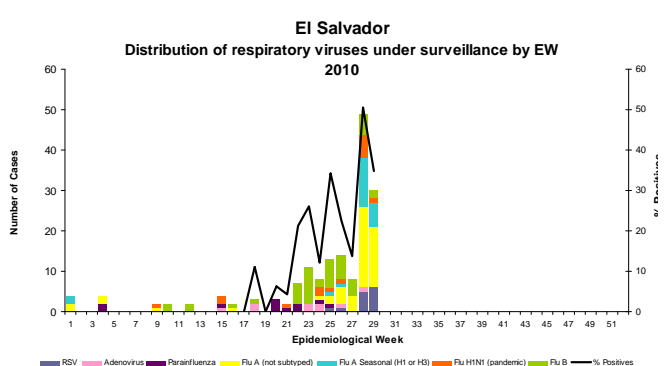


### Central America

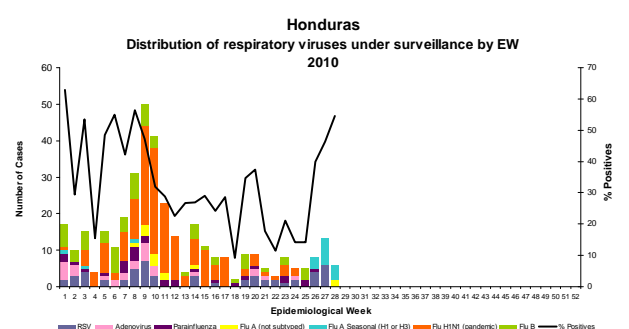
### Costa Rica



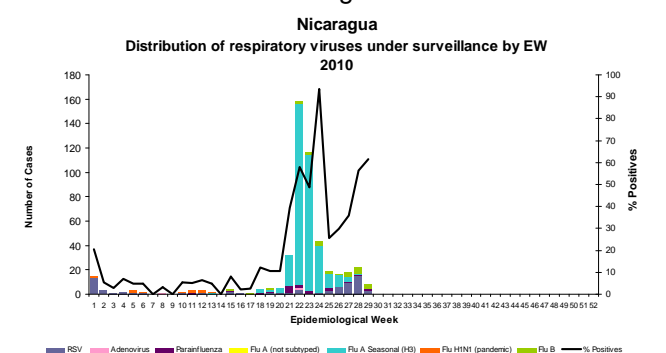
### El Salvador



### Honduras

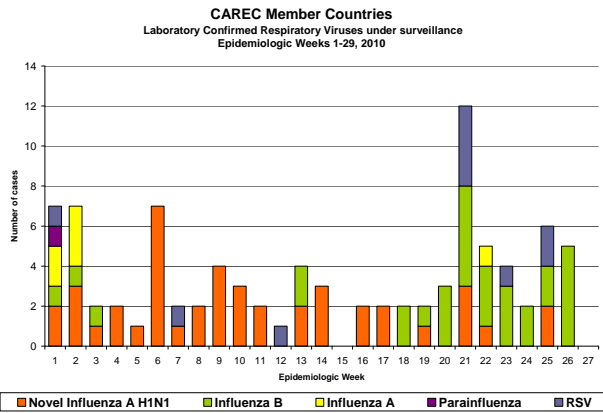


### Nicaragua



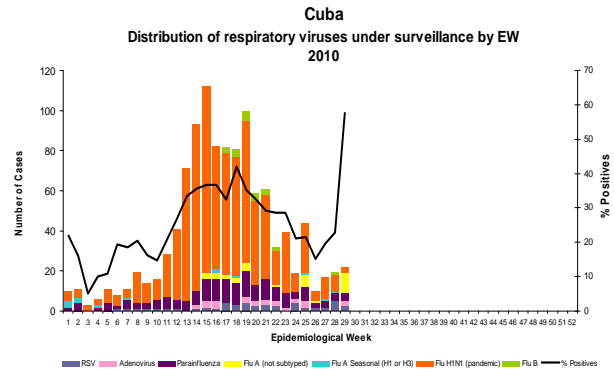
## Caribbean

### CAREC\*

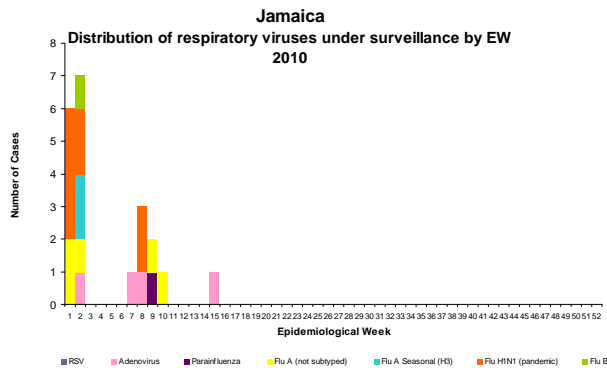


\* Participating CAREC member countries, which include, Barbados, Dominica, Jamaica, St Vincent and the Grenadines, and Trinidad and Tobago, were assessed together

### Cuba



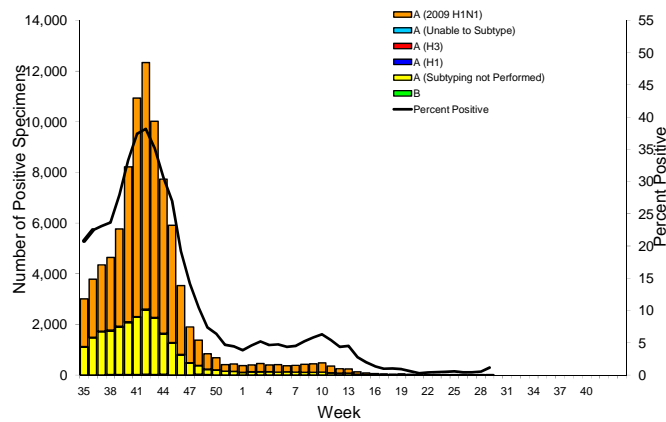
### Jamaica



## North America

### United States

Influenza Positive Tests Reported to CDC by U.S. WHO/NREVSS  
Collaborating Laboratories, National Summary, 2009-10



### III- Vaccination

#### Vaccination Coverage by Country in the Americas\*.

\* Elaborated by PAHO/WHO - Comprehensive Family Immunization Project, Family and Community Health.

[http://new.paho.org/hq/index.php?option=com\\_content&task=view&id=2527&Itemid=2030&lang=en](http://new.paho.org/hq/index.php?option=com_content&task=view&id=2527&Itemid=2030&lang=en)

Countries and Territories	Doses Administered	Target Population Coverage	Total Population Coverage	Prioritized Risk Groups			
				Health Personnel and Essential Services	Pregnant Women	Chronic Diseases	Others
Anguilla	-	-	-	-	-	-	-
Argentina	5,266,958	81.3%	13.2%	99.4%	85.4%	93.7%	68.7%
Bahamas	5,006	18.3%	1.5%	18.0%	18.6%	15.8%	-
Barbados	4,360	21.8%	1.7%	64.2%	3.3%	11.5%	-
Belize	416	1.1%	0.1%	-	-	-	-
Bermuda	1,053	22.7%	1.6%	-	-	-	-
Bolivia	886,379	70.3%	9.1%	60.9%	20.1%	108.7%	60.3%
Brazil	88,187,135	96.2%	45.9%	119.7%	75.7%	158.5%	73.6%
Canada	-	-	-	-	-	-	-
Cayman Islands	2,318	4.1%	4.8%	1.8%	5.6%	0.0%	5.0%
Chile	3,017,957	76.5%	18.0%	103.3%	53.7%	77.3%	73.4%
Colombia	1,479,531	72.2%	3.3%	53.4%	58.5%	101.3%	59.5%
Costa Rica	180,000	90.3%	4.0%	-	-	-	-
Cuba	1,123,526	100.1%	10.0%	101.8%	100.7%	98.8%	100.7%
Ecuador	973,480	103.0%	7.2%	-	-	-	-
El Salvador	1,690,101	115.3%	27.6%	186.0%	44.7%	-	114.6%
Grenada	396	2.7%	0.4%	5.1%	0.4%	1.1%	-
Guatemala	221,295	18.6%	1.6%	59.6%	30.9%	10.7%	5.7%
Guyana	121,900	76.7%	16.0%	-	-	-	-
Honduras	572,098	35.9%	7.8%	70.6%	47.8%	112.0%	9.5%
Mexico	26,903,232	96.7%	24.8%	94.9%	71.7%	101.9%	82.2%
Montserrat	1,245	77.5%	24.9%	-	-	-	-
Nicaragua	251,759	29.6%	4.4%	91.3%	88.1%	37.5%	15.7%
Panama	254,286	84.7%	7.5%	50.1%	32.1%	374.8%	85.3%
Paraguay	989,409	82.5%	15.9%	84.9%	34.3%	71.8%	92.0%
Peru	1,509,051	47.0%	5.2%	42.5%	9.1%	24.5%	249.7%
Suriname	24,674	29.0%	4.8%	23.4%	4.5%	10.4%	-
Trinidad and Tobago	23,985	34.3%	1.8%	57.0%	0.7%	-	-
United States	61,000,000	27.9%	19.6%	22.3%	38.1%	11.6%	13.9%
Uruguay	515,158	51.5%	15.4%	-	-	-	-
<b>TOTAL</b>	<b>195,206,708</b>						

( - ) Not available

**Annex 1: Weekly monitoring of pandemic epidemiological indicators for countries that provided updated information—Region of the Americas, Epidemiologic Week 29, 2010**

Country	Geographic spread	Trend	Intensity	Impact on Health Care Services	EW
<b>Southern Cone</b>					
Argentina					
Brazil	Regional	Unchanged	Low or moderate	Low	29
Chile					
Paraguay					
Uruguay	No activity	Unchanged	Low or moderate	Low	29
<b>Andean Area</b>					
Bolivia					
Colombia					
Ecuador	No activity	Unchanged	Low or moderate	NIA	29
Peru	Regional	Decreasing	Low or moderate	Low	29
Venezuela	Localized	Decreasing	Low or moderate	Low	29
<b>Central America</b>					
Belize					
Costa Rica					
El Salvador	Localized	Increasing	High	Moderate	29
Guatemala					
Honduras	Regional	Decreasing	Low or moderate	Low	29
Nicaragua					
Panama	Regional	Decreasing	Low or moderate	Low	29
<b>Caribbean Countries</b>					
Antigua & Barbuda					
Bahamas					
Barbados					
Cuba	Regional	Decreasing	Low or moderate	Low	29
Dominica	No activity	Decreasing	Low or moderate	Low	29
Dominican Republic	No activity	Unchanged	Low or moderate	Low	29
Grenada					
Guyana					
Haiti					
Jamaica	Widespread	Unchanged	Low or moderate	Low	29
Saint Kitts & Nevis					
Saint Lucia	No activity	Unchanged	Low or moderate	Low	29
Saint Vincent & Grenadines					
Suriname					
Trinidad & Tobago					
<b>North America</b>					
Canada					
Mexico					
United States of America	Regional	Unchanged	Low or moderate	Low	29

NIA: No information available



**Annex 2: Number of deaths confirmed for the pandemic (H1N1) 2009 virus Region of the Americas.**  
**As of July 30, 2010 (17 h GMT; 12 h EST).**

**Source:** Ministries of Health of the countries in the Region.

Country	Cumulative number of deaths	New deaths reported. (since July 23, 2010, 12 h EST)
<b>Southern Cone</b>		
Argentina	626	
Brazil	2,125	
Chile	158	
Paraguay	47	
Uruguay	20	
<b>Andean Area</b>		
Bolivia	59	
Colombia	255	
Ecuador	130	
Peru	241	0
Venezuela	137	0
<b>Central America</b>		
Belize	0	
Costa Rica	69	
El Salvador	34	1
Guatemala	26	
Honduras	18	
Nicaragua	11	
Panama	12	0
<b>Caribbean Countries</b>		
Antigua & Barbuda	0	
Bahamas	1	
Barbados	3	
Cuba	83	
Dominica	0	
Dominican Republic	23	
Grenada	0	
Guyana	0	
Haiti	0	
Jamaica	7	0
Saint Kitts & Nevis	2	
Saint Lucia	1	
Saint Vincent & Grenadines	0	
Suriname	2	
Trinidad & Tobago	5	
<b>North America</b>		
Canada*	428	
Mexico	1,292	
United States†	2,718	
<b>TOTAL</b>	<b>8,533</b>	<b>1</b>

\* As of April 24, 2010, pandemic-associated death reporting was discontinued

† These deaths include both laboratory-confirmed pandemic (H1N1) 2009 and other influenza associated deaths through April 3, 2010.  
As of April 3, 2010, influenza-associated death reporting through AHDRA was discontinued

As of **July 30, 2010**, a total of **8,533 deaths** have been reported among confirmed cases in **28 countries** of the Region. In addition to the figures displayed in **Annex 2**, the following overseas territories have confirmed deaths of pandemic (H1N1) 2009: United Kingdom Overseas Territories; Cayman Islands (1 death); French Overseas Communities: Guadeloupe (5 deaths), French Guiana (1 death) and Martinique (1 death).

---

<sup>1</sup> Paraguay. Informe semanal. Vigilancia de virus respiratórios SE 30. 28 Julio de 2010

<sup>2</sup> Peru. Boletín epidemiológico. Del 26 de Julio 2010. <http://www.dge.gob.pe/boletin.php>

<sup>3</sup> El Salvador. Boletín epidemiológico. Del 22 de Julio 2010, SE 29.

<sup>4</sup> Surveillance Summary. Week 29. Centers for Disease Control and Prevention.