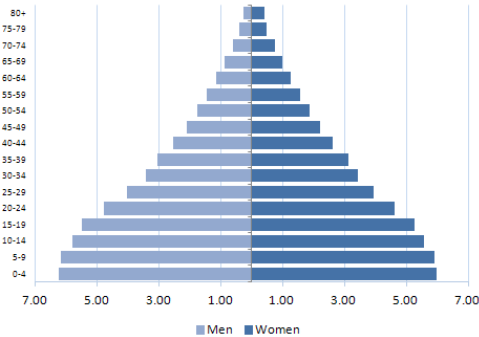


BOLIVIA (Plurinational State of)

SOCIODEMOGRAPHIC INDICATORS¹



- **Total population:** 10,088,100
- **Average annual deaths:** 72,900
- **Life expectancy at birth (years):**
Total: 67 Male: 65 Female: 69
- **Adult literacy rate:** 90.7%
- **Gross national income US\$ per capita:** 1,630

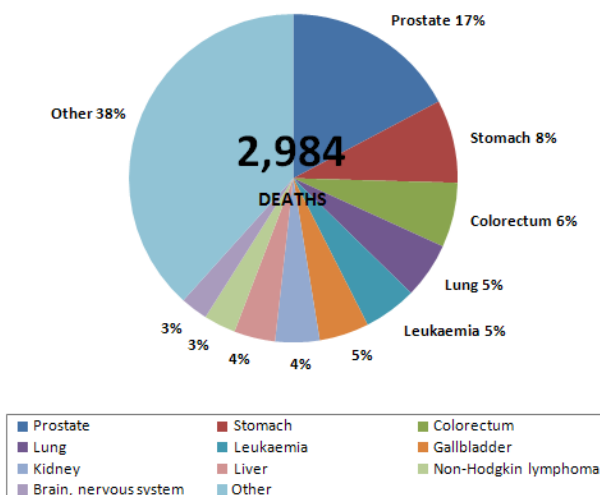
RISK FACTORS

| Prevalence of: | Total (%) | Male (%) | Female (%) |
|---|-----------|----------|------------|
| Current tobacco smokers among adults ^{2,a} | 30.0 | 42.0 | 18.0 |
| Current use of any tobacco product among youth ² | 18.7 | 20.9 | 16.4 |
| Fruit and vegetable intake in adults ^{1,b} | ... | ... | ... |
| Alcohol consumers, past 12 months ³ | 59.9 | 65.0 | 55.0 |
| Low physical activity in adults ^{1,c} | ... | ... | ... |
| Obesity among adults (BMI ≥ 30) ¹ | 18.9 | 10.0 | 27.1 |
| HPV prevalence (women with normal cytology) ⁴ | ... | ... | ... |

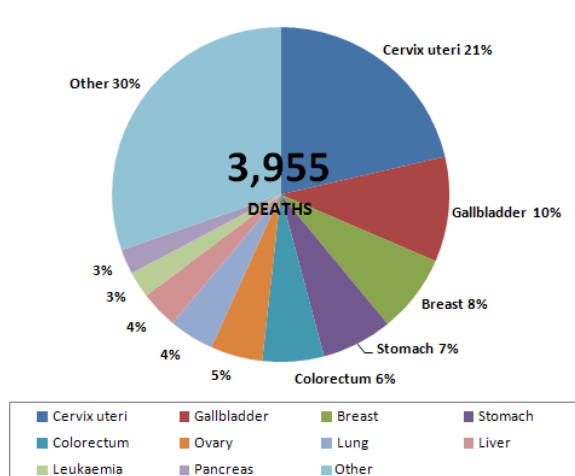
Notes: a: age-standardized prevalence of tobacco smoking in adults (15 years+), 2011; b: % who eat 5 or more servings of fruit and vegetables per day; c: % who are physically active for <600 met minutes; BMI: Body Mass Index; HPV: Human Papillomavirus.

CANCER MORTALITY PROFILE (2012)⁵

MEN



WOMEN



*Note: Mortality data for Bolivia are not available to PAHO, thus a mortality trend analysis was not possible.

CANCER PLANS AND CANCER REGISTRATION⁶

| National integrated NCD policy, strategy or action plan | |
|---|------------------|
| Is there a national integrated NCD policy, strategy or action plan? | Yes |
| Is cancer included in the overall NCD plan? | Yes |
| First year of implementation | 2010 |
| Cancer policy, strategy or action plan | |
| Is there a cancer policy, strategy or action plan? | Yes |
| First year of implementation | 2009 |
| Cancer registry | |
| Is there a cancer registry? | Yes |
| Scope (national vs. subnational)? | National |
| Type of registry (population vs. hospital based)? | Population based |
| Last year with available data | 2011 |

CANCER PRIMARY PREVENTION POLICIES

| Tobacco control² | |
|--|---|
| Smoke free environments? | 3 to 5 public spaces completely smoke-free |
| Raised taxes on tobacco? | Taxes are 42% of final price |
| Health warning labels about the dangers of tobacco? | Large warnings with all appropriate features |
| Bans on tobacco advertising, promotion and sponsorship? | Ban on national television, radio and print media, and some but not all forms of direct and/or indirect advertising |
| Overweight and obesity prevention and control⁶ | |
| Is there a policy, strategy or action plan for reducing overweight/obesity? (First year of implementation) | No |
| Harmful use of alcohol prevention and control⁶ | |
| Is there a policy, strategy or action plan for reducing harmful use of alcohol? (First year of implementation) | Yes (2007) |
| HPV vaccination in national immunization program?⁷ | |
| Year of introduction/target age group/delivery strategy | N/A |
| Estimated 3-dose coverage (calendar year) | N/A |
| HBV vaccination in national immunization program?⁸ | |
| Year of introduction/target age group | 2000/2m-4m-6m |
| Estimated 3-dose coverage (2012) | 80% |

CANCER SCREENING

| Cervical cancer | |
|---|--|
| Guidelines⁹ | |
| Are there cervical cancer screening guidelines available? | Yes |
| Guideline recommendations (tests/age groups/frequency) | Pap test/women aged 25-64 years/every 3 years, following two consecutive annual normal tests VIA/women aged 25-64 years/ every 3 years, following two consecutive annual normal tests |
| Availability and coverage of screening services | |
| Cervical cytology⁶ | |
| Visual inspection with acetic acid (VIA) ⁶ | Generally not available in the public sector and generally available in the private sector |
| Screening coverage ⁹ | 12% for Pap test (information not available for VIA) |

| CANCER SCREENING | |
|--|---|
| Breast cancer | |
| Guidelines¹⁰ | |
| Are there breast cancer screening guidelines available? | ... |
| Guideline recommendations (tests/age groups/frequency) | Breast self examination/women 25-64 years of age |
| Availability and coverage of screening services | |
| Clinical breast examination⁶ | Generally available in the public and the private sectors |
| Mammography⁶ | Generally not available in the public sector and generally available in the private sector |
| Screening coverage | ... |
| Colorectal cancer | |
| Guidelines | |
| Are there colorectal cancer screening guidelines available? | ... |
| Guideline recommendations (tests/age groups/frequency) | ... |
| Availability and coverage of screening services | |
| Fecal occult blood test or fecal immunological test⁶ | Generally available in the public and the private sectors |
| Exam or colonoscopy⁶ | Generally not available in the public sector and generally available in the private sector |
| Screening coverage | ... |

| CANCER TREATMENT AND PALLIATIVE CARE | | | |
|--|---------------------|--|---------------------|
| Radiotherapy¹¹ | | Oral morphine⁶ | |
| Availability of services in the public health sector? ⁶ | Generally available | Availability in the public health sector? | Generally available |
| Total energy teletherapy units/million inhabitants | 0.6 | Covered by health insurance or publically funded? | Yes |
| Total radiotherapy centers | 5 | Appears in the national list of essential medicines? | N/A |
| Radiation oncologists | 11 | Opioid consumption¹² | |
| Medical physicists | 5 | Total morphine equivalence, per capita | 0.1701 |
| Chemotherapy⁶ | | Community/home care⁶ | |
| Availability of services in the public health sector? | Generally available | Are community/home care services available in the public sector for people with advanced stages of NCDs? | Generally available |

Notes: ...: Information not available; N/A: Not applicable; m: months; VIA: Visual inspection with acetic acid.

Sources:

- (1) PAHO. Non communicable Diseases in the Americas: Basic Health Indicators 2011. Washington D.C, USA, 2011.
- (2) PAHO. Tobacco Control Report for the Region of the Americas, 2013. Washington D.C, USA, 2013.
- (3) WHO. Global Information System on Alcohol and Health, retrieved August 28,2013, from <http://bit.ly/17zhugZ>.
- (4) ICO. Information Center on HPV and Cancer, retrieved August 28, 2013, from <http://www.hpvcentre.net/>.
- (5) Ferlay J, Soerjomataram I, Ervik M, Dikshit R, Eser S, Mathers C, Rebelo M, Parkin DM, Forman D, Bray, F. GLOBOCAN 2012 v1.0, Cancer Incidence and Mortality Worldwide: IARC CancerBase No. 11 [Internet]. Lyon, France: International Agency for Research on Cancer; 2013, retrieved February 20,2014 from <http://globocan.iarc.fr>.
- (6) PAHO/WHO Survey on National Capacity for the Prevention and Control of Non-communicable Diseases, 2013.
- (7) Markowitz LE et al. Vaccine. 2012 Nov 20; 30 Suppl 5:F139-48.
- (8) PAHO/WHO Comprehensive Family Immunization Unit. Year of introduction-- Country Reports to PAHO/WHO; Schedules--PAHO/WHO Immunization Country Profiles, retrieved August 28, 2013, from <http://bit.ly/1dn4Td3>; Coverage--PAHO/WHO Immunization Reported Coverage in the Americas, by vaccine, retrieved August 28, 2013 from <http://bit.ly/1dn59ZK>.
- (9) PAHO. Cervical cancer prevention and control programs: A rapid assessment in 12 countries of Latin America. Washington D.C.: PAHO, 2010.
- (10) Ministry of Health and Sport of Bolivia. Plan nacional de prevención, control y seguimiento de cáncer de mama, 2009-2015, retrieved August 28,2013 from <http://bit.ly/1728Sji>.
- (11) WHO/IAEA Directory of Radiotherapy Centers (DIRAC) Database, retrieved August 28, 2013 from <http://www.naweb.iaea.org/nahu/dirac/>.
- (12) University of Wisconsin. WHO Collaborating Centre for Pain Policy and Palliative Care, Opioid Consumption Database 2010, retrieved August 28, 2013, from <http://www.painpolicy.wisc.edu/countryprofiles/amro>.

