



## Regional Update

### Pandemic (H1N1) 2009

(June 28, 2010 - 17 h GMT; 12 h EST)

The information contained within this update is obtained from data provided by Ministries of Health of Member States and National Influenza Centers through reports sent to Pan American Health Organization (PAHO) or updates on their web pages.

#### I- Evolution of the pandemic

##### **North America**

In Canada<sup>1</sup>, in EW 23 and 24, the national influenza-like illness (ILI) consultation rate continued to remain low. All reporting provinces had similar or lower ILI consultation rates as compared to their respective ILI rates in the previous weeks. In EW 23 and 24, no new influenza-associated hospitalizations were reported.

In the United States<sup>2</sup>, the traditional influenza season ended in EW 20. In EW 24, the proportion of outpatient consultations for ILI continued to remain below the national baseline, but one sub-national surveillance region reported the proportion of outpatient visits for ILI to be above their region-specific baseline. The proportion of deaths attributed to pneumonia and influenza was below the epidemic threshold. One influenza-associated pediatric death was reported this week.

##### **Caribbean**

Cuba reported regional influenza activity, while Dominica and Dominican Republic reported no influenza activity. All countries reported unchanged trends in acute respiratory disease, low/moderate intensity of acute respiratory disease, and low impact of acute respiratory disease on health care services.

##### **Central America**

Honduras reported no influenza activity, while El Salvador and Nicaragua reported regional influenza activity. All countries reported unchanged trends in acute respiratory disease and low/moderate intensity of acute respiratory disease. Nicaragua reported moderate impact of acute respiratory disease on health care services, while El Salvador and Honduras reported low impact.

##### **South America**

##### **Andean**

Ecuador reported localized influenza activity, while Peru reported regional influenza activity. Both countries reported unchanged trends in acute respiratory disease, low/moderate intensity of acute respiratory disease, and low impact of acute respiratory disease on health care services.

#### Weekly Summary

- In North America, acute respiratory disease activity remained low.
- The Caribbean countries reported unchanged trends in acute respiratory disease.
- In Central America, all countries reported unchanged trends in acute respiratory disease.
- In South America, all countries reported unchanged trends of acute respiratory disease.
- In EW 21-23, El Salvador reported a predominance of influenza type B viruses, while Nicaragua reported a sharp increase in the number of influenza A/H3 viruses. In EW 24, Chile continues to report a predominance of RSV.
- 12 new confirmed deaths in 3 countries were reported; in total there have been 8,462 cumulative confirmed deaths in 28 countries of the Region.

In Peru<sup>3</sup>, in EW23, nationally, the number of pneumonia cases in children < 5 years of age was below the epidemic threshold, while in the southern department of Tacna, it was above the threshold.

### **Southern Cone**

Brazil and Chile reported regional influenza activity, unchanged trends in acute respiratory disease, low/moderate intensity of acute respiratory disease, and low impact of acute respiratory disease on health care services.

Through EW 22 in Brazil<sup>4</sup>, at the national level, the proportion of consultations for ILI has been within the endemic channel. In the north and central-west regions, this proportion has been above the epidemic threshold since EW 19.

In Chile<sup>5</sup>, nationally, consultations for ILI remained low and within the endemic channel. At the regional level, nine regions reported low ILI activity, four reported moderate ILI activity, and two reported no ILI activity.

In Paraguay<sup>6</sup>, through EW 23, nationally, the number of ILI cases continued to remain slightly above the numbers seen for the same period in 2009. In EW 23, 61% of the health regions were above their epidemic thresholds for ILI. SARI cases in children < 5 years of age, through EW 23, remained similar to what was seen in the same period in 2009.



## II- Description of hospitalizations and deaths among confirmed cases of pandemic (H1N1) 2009

A table containing the number of deaths reported to PAHO is included in Annex 2.

In Costa Rica, the ratio of males to females among hospitalized cases was approximately one (Table 1). Hospitalizations were mainly in adults.

**Table 1: Description of hospitalizations and severe cases in countries with data reported this week**

	Costa Rica <sup>7</sup>
Reporting period	April 24, 2009 – May 29, 2010
Type of cases reported	Hospitalized, confirmed
Number of cases	563
Percentage of women	55.2
Age	Mean 39.5
Percent with underlying co-morbidities	-
Co-morbidities most frequently reported (%)	—
Percent pregnant among women of child-bearing age	-

Overall, approximately three-quarters of deceased cases in Brazil were among women (Table 2). The percentage of cases with underlying co-morbidities was 60.8%, and 52.6% of cases were among pregnant women.

**Table 2: Description of deaths among confirmed cases of pandemic (H1N1) 2009 in countries with data reported this week**

	<b>Brazil</b>
<b>Reporting period</b>	January 3, 2010 – June 5, 2010
<b>Number of confirmed deaths</b>	74
<b>Percentage of women</b>	73
<b>Age</b>	Median 27 years
<b>Percent with underlying co-morbidities</b>	60.8
<b>Co-morbidities most frequently reported (%)</b>	-
<b>Percent pregnant among women of child-bearing age</b>	52.6*

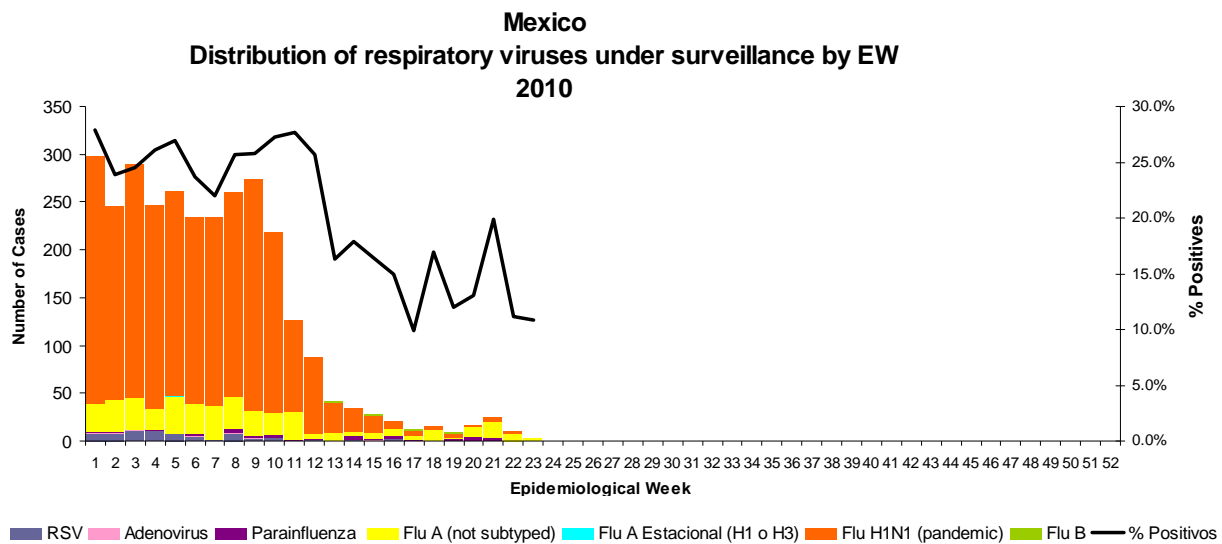
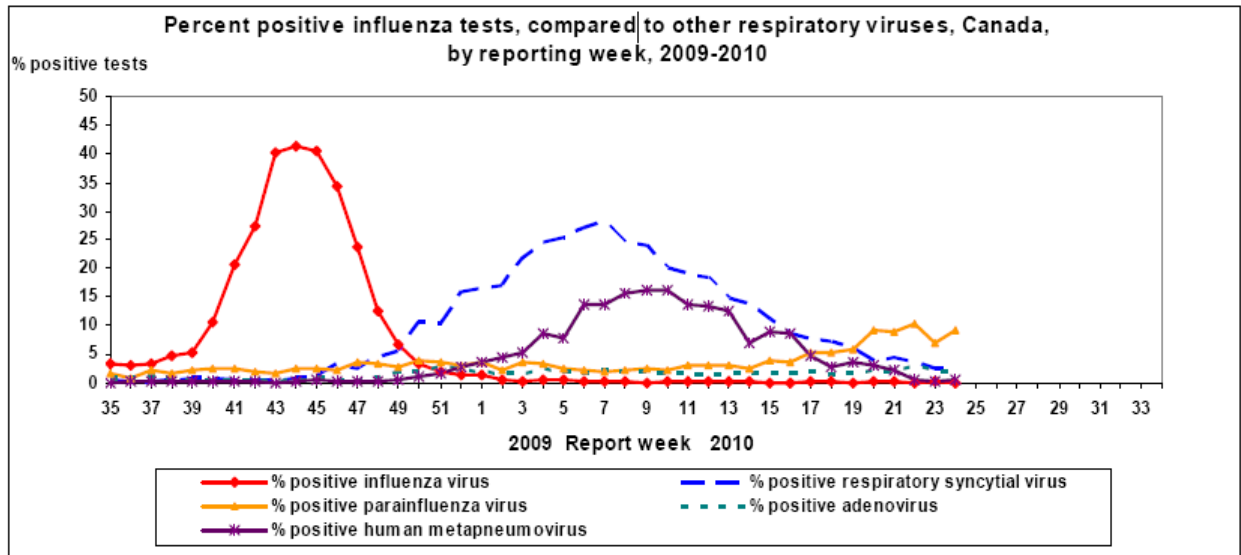
\*Denominator was women aged 10–49 years

### III- Viral circulation

The information below is based on reports from National Influenza Centers and influenza laboratories from the Region.

#### North America

Following increased detection of respiratory syncytial virus and human metapneumovirus, Canada reported increased activity of parainfluenza virus. In Mexico, the detection of respiratory viruses has greatly diminished since peaking in late 2009 and early 2010.

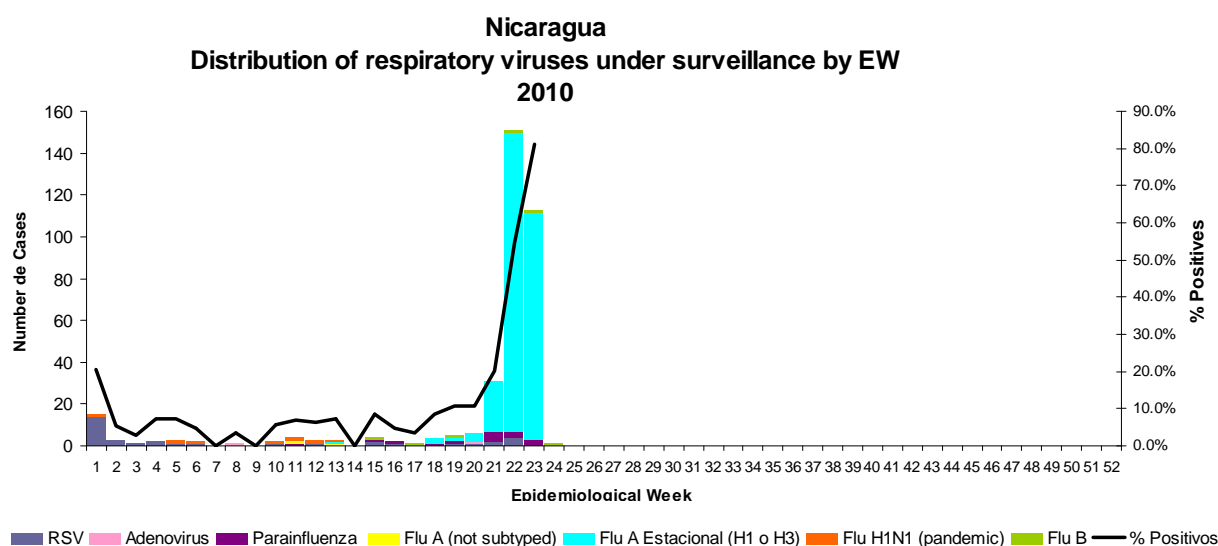
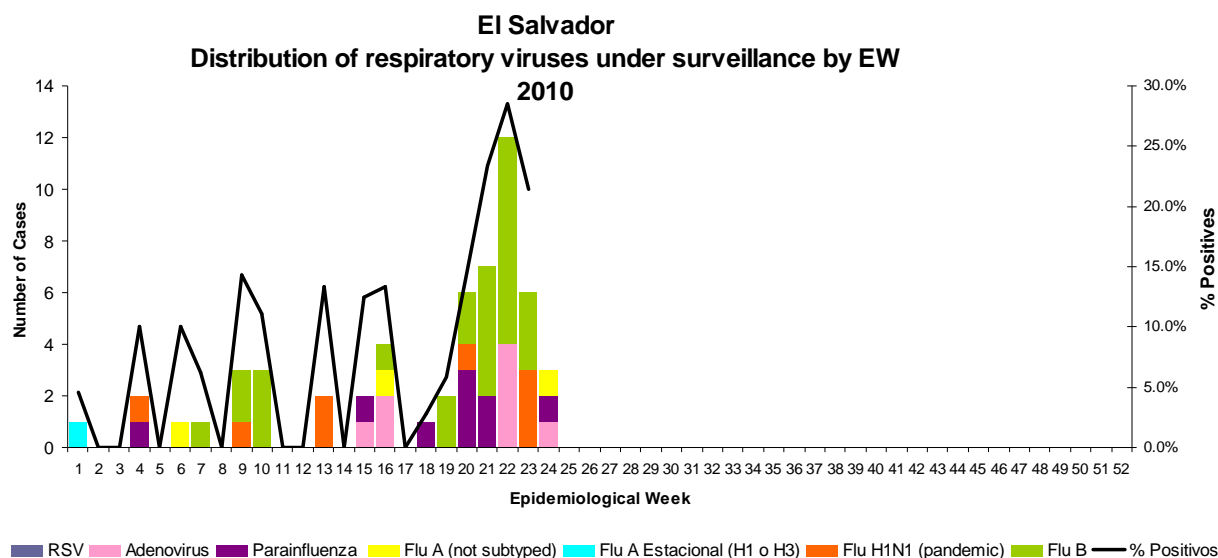


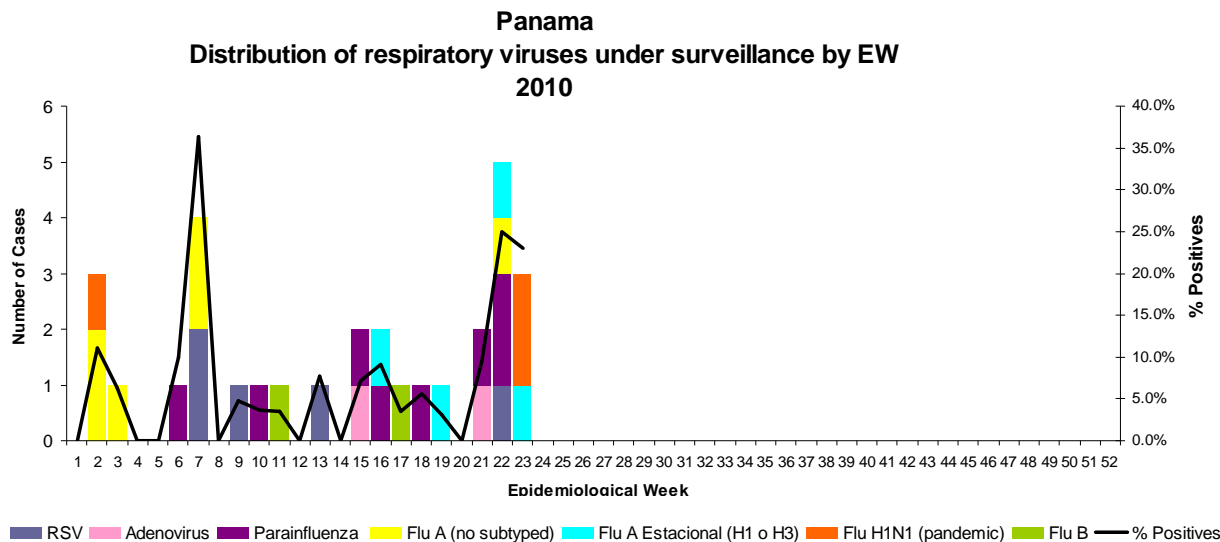
#### Caribbean

No virological reports were received from the Caribbean this week.

## Central America

Circulation of respiratory viruses continues to be varied in Central America. In El Salvador, influenza B viruses predominate among influenza viruses detected. Nicaragua has seen a sharp increase in the detection of seasonal influenza A (H3N2). Panama has also detected the circulation of seasonal influenza (H3N2). In addition, after 20 weeks of not detecting pandemic virus, Panama reports the detection of pandemic influenza (H1N1) 2009 in EW 23.

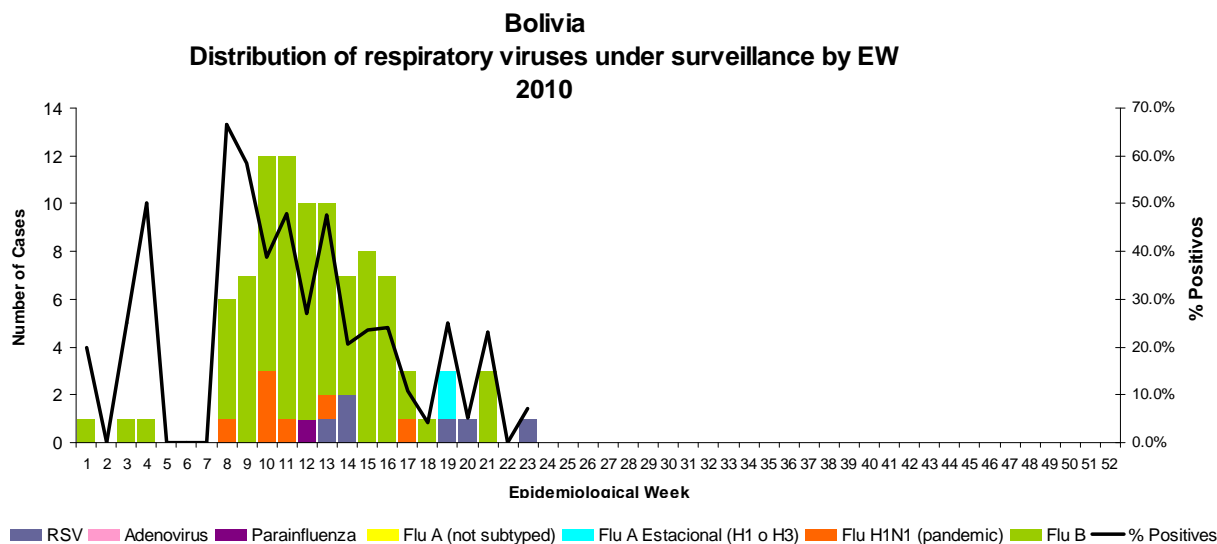




## South America

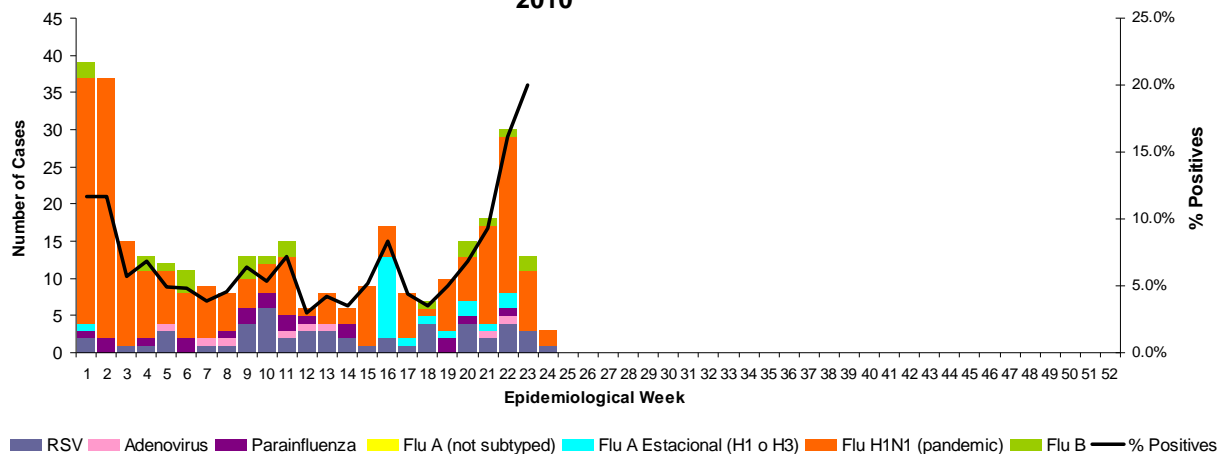
### Andean

Bolivia reported a period of predominant circulation of influenza B viruses. However, no influenza viruses have been detected in the past two EW. In Colombia, the predominant influenza virus in circulation has been the pandemic virus, but seasonal influenza viruses have also been detected.





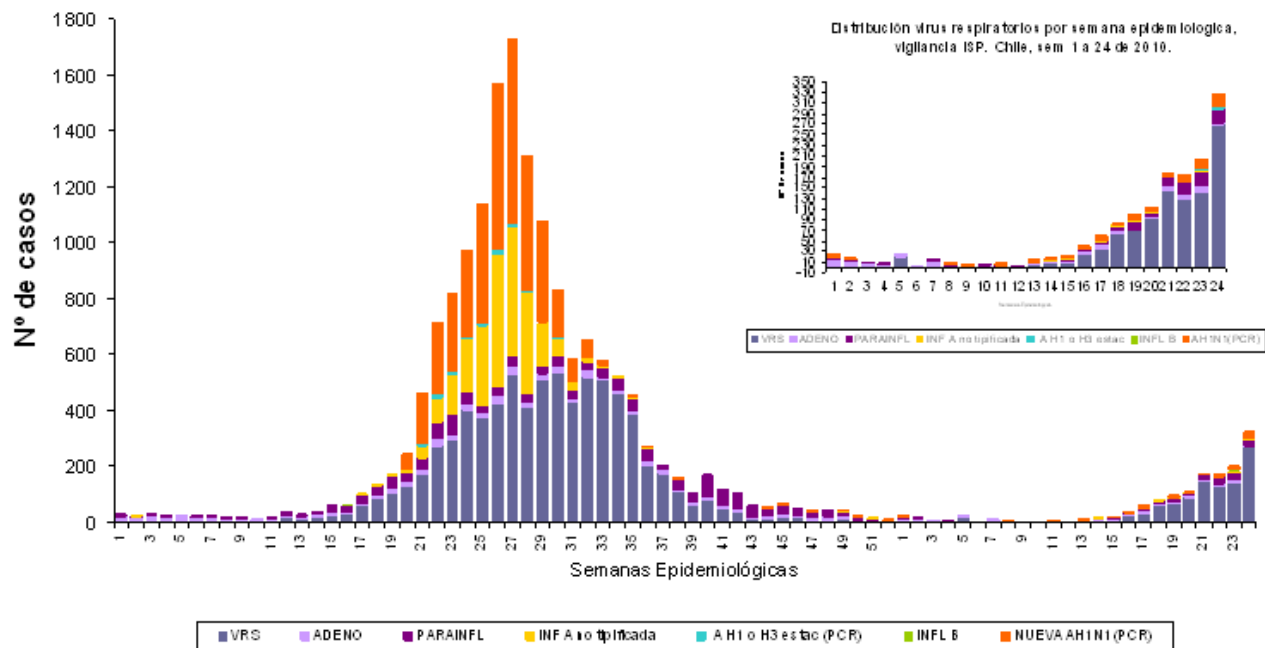
### Colombia Distribution of respiratory viruses under surveillance by EW 2010



### Southern Cone

Chile continues to report predominant circulation of respiratory syncytial virus.

### Distribución virus respiratorios por semana epidemiológica, vigilancia ISP. Chile, sem 1 a 52 de 2009 y 1 a 24 de 2010.



**Annex 1: Weekly monitoring of pandemic epidemiological indicators for countries that provided updated information—Region of the Americas, Epidemiologic Week 24, 2010**

Country	Geographic spread	Trend	Intensity	Impact on Health Care Services	EW
Antigua and Barbuda					
Argentina					
Bahamas					
Barbados					
Belize					
Bolivia					
Brazil	Regional	Unchanged	Low/moderate	Low	24
Canada					
Chile	Regional	Unchanged	Low/moderate	Low	24
Colombia					
Costa Rica					
Cuba	Regional	Unchanged	Low/moderate	Low	23
Dominica	No activity	Unchanged	Low/moderate	Low	24
Dominican Republic	No activity	Unchanged	Low/moderate	Low	24
Ecuador	Localized	Unchanged	Low/moderate	Low	24
El Salvador	Regional	Unchanged	Low/moderate	Low	24
Grenada					
Guatemala					
Guyana					
Haiti					
Honduras	No activity	Unchanged	Low/moderate	Low	24
Jamaica					
Mexico					
Nicaragua	Regional	Unchanged	Low/moderate	Moderate	24
Panama					
Paraguay					
Peru	Regional	Unchanged	Low/moderate	Low	24
Saint Kitts and Nevis					
Saint Lucia					
Saint Vincent and the Grenadines					
Suriname					
Trinidad and Tobago					
United States of America	Localized	Decreasing	Low/moderate	Low	24
Uruguay					
Venezuela					

NIA: No information available

**Annex 2: Number of deaths confirmed for the pandemic (H1N1) 2009 virus Region of the Americas.  
As of June 25, 2010 (17 h GMT; 12 h EST).**

**Source:** Ministries of Health of the countries in the Region.

Country	Cumulative number of deaths	New deaths reported. (since June 18, 2010, 12 h EST)
<b>Southern Cone</b>		
Argentina	626	
Brazil	2,125	10*
Chile	155	0
Paraguay	47	
Uruguay	20	
<b>Andean Area</b>		
Bolivia	59	
Colombia	248	
Ecuador	130	1
Peru	228	0
Venezuela	136	
<b>Caribbean Countries</b>		
Antigua & Barbuda	0	
Bahamas	1	
Barbados	3	
Cuba	83	
Dominica	0	
Dominican Republic	23	
Grenada	0	
Guyana	0	
Haiti	0	
Jamaica	7	
Saint Kitts & Nevis	2	
Saint Lucia	1	
Saint Vincent & Grenadines	0	
Suriname	2	
Trinidad & Tobago	5	
<b>Central America</b>		
Belize	0	
Costa Rica	64	1
El Salvador	33	
Guatemala	26	
Honduras	18	
Nicaragua	11	0
Panama	12	
<b>North America</b>		
Canada†	428	
Mexico	1,251	
United States‡	2,718	
<b>TOTAL</b>	<b>8,462</b>	<b>12</b>

\*Deaths accumulated over a four week period

†As of April 24, 2010, pandemic-associated death reporting was discontinued

‡These deaths include both laboratory-confirmed pandemic (H1N1) 2009 and other influenza associated deaths through April 3, 2010.

As of April 3, 2010, influenza-associated death reporting through AHDRA was discontinued

As of **June 25, 2010**, a total of **8,462 deaths** have been reported among confirmed cases in **28 countries** of the Region. In addition to the figures displayed in **Annex 2**, the following overseas territories have confirmed deaths of pandemic (H1N1) 2009: United Kingdom Overseas Territories; Cayman Islands (1 death); French Overseas Communities: Guadeloupe (5 deaths), French Guiana (1 death) and Martinique (1 death).

- 
1. FluWatch Report. EW 24. <http://www.phac-aspc.gc.ca/fluwatch/>
  2. US Surveillance Summary. Week 24. Centers for Disease Control and Prevention.
  3. Peru, EW 23, <http://www.dge.gob.pe/salasit.php>
  4. Brazil, Monthly Influenza Technical Report, No.4, June 2010
  5. Chile, Situation Report, June 23, 2010. [www.pandemia.cl](http://www.pandemia.cl)
  6. Paraguay, June 23, 2010. <http://www.vigisalud.gov.py/images/documentos/reportes/Vigilancia%20Centinela%20de%20Influenza%20e%20Infecciones%20Respiratorias%2022-06-10.pdf>
  7. Costa Rica, Epidemiologic Bulletin, EW 23