



PPE DONNING AND DOFFING

AVIAN INFLUENZA • HEALTHCARE WORKERS

BEFORE STARTING



Remove jewelry
and personal
items



Keep your
hair tied



Disinfect
your hands
with alcohol



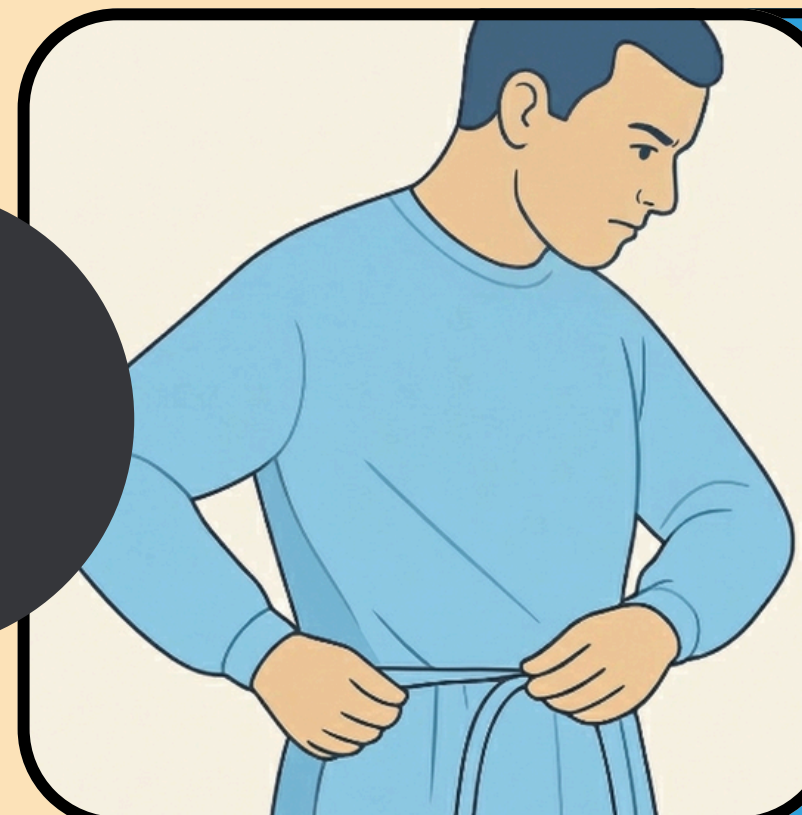
Check the
integrity of your
PPE before use



Always consider
the risk of
the **type of care**
that will be
provided to the
patient to ensure
the proper use
of PPE, taking
all necessary
precautions

PPE DONNING

1



STEP #1

Put on the
protective gown,
adjust at neck
and waist

2



STEP #2

Put on
surgical mask
or respirator

3



STEP #3

Put on
safety
glasses

4



STEP #4

Put on gloves,
covering
the wrists



PPE DONNING AND DOFFING

AVIAN INFLUENZA • HEALTHCARE WORKERS

PPE DOFFING

1



STEP #1

Remove gloves using “glove-to-glove, skin-to-skin” technique

2



STEP #2

Remove gown, turning it inside out

3



STEP #3

Disinfect your hands

4



STEP #4

Remove safety glasses, pulling them from back to front

5



STEP #5

Remove surgical mask, pulling it from back to front

6



STEP #6

Disinfect your hands



There is a higher risk of transmission during PPE removal



Avoid skin contact with clothing



Always discard PPE in appropriate biohazard containers