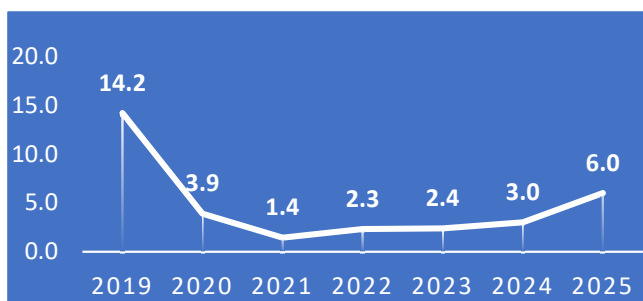


Measles and rubella surveillance indicators

Latin America and the Caribbean, 2019-2025*

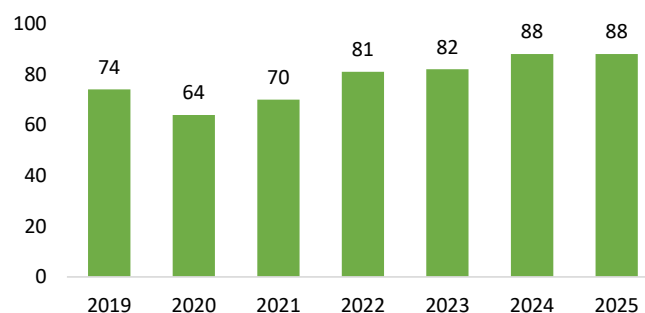
Annual rate of suspected measles and rubella cases per 100,000 population



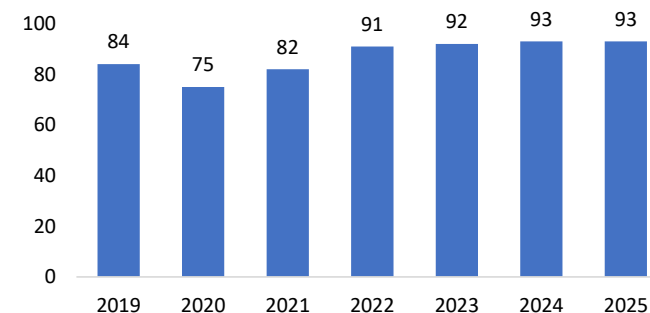
Number of suspected cases of measles and rubella

2019	2020	2021	2022	2023	2024	2025
91,817	25,458	9,319	15,319	15,869	19,459	33,869

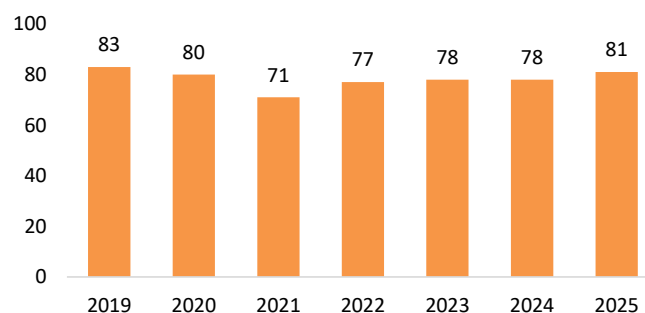
% Suspected cases with adequate investigation



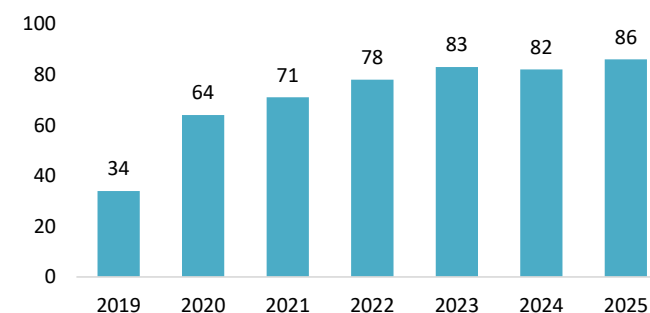
% Suspected cases with adequate samples



% Suspected cases with blood samples received in laboratory ≤5 days



% Suspected cases with laboratory results in ≤4 days



Source: Integrated Monitoring Information System (ISIS) and country reports | *Data as of January 3, 2026. Canada and the United States do not report suspected cases to PAHO.